

Leeds City Region COVID-19 Dashboard



Working in partnership with the

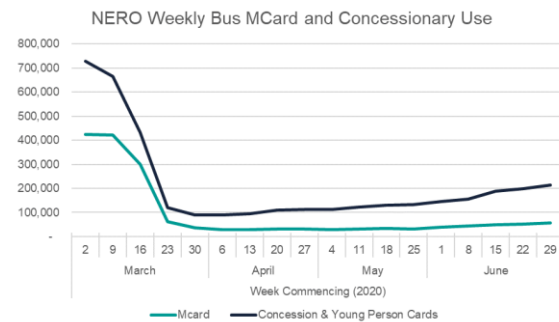


Transport and environmental impacts

Local bus patronage

For the week beginning Monday 29th June 2020, the combined level of MCard and concessionary fare use shows a **reduction of 77%** against the week beginning 2nd March 2020, an **increase of 7%** against the previous week.

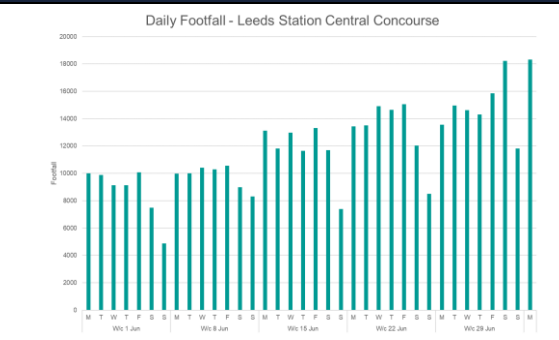
Source: WYCA NERO Reports



Station footfall

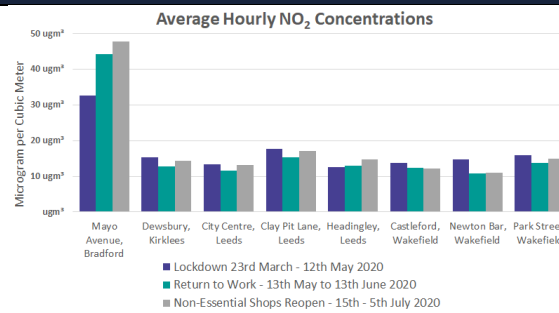
Data from Network Rail shows total daily footfall levels on Leeds Station Central Concourse. For the week beginning Monday 29th June 2020, this shows a **reduction of 84%** against the week beginning 2nd March 2020, an **increase of 12%** against the previous week.

Source: Network Rail / Station Capacity Team stationcapacity@networkrail.co.uk



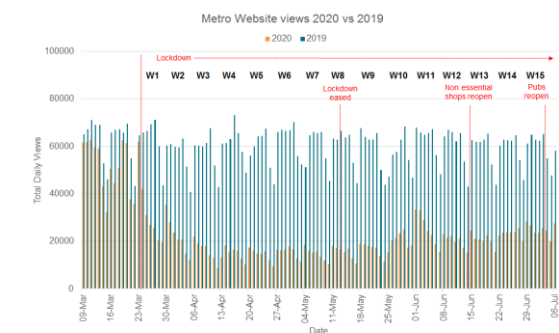
Air quality

With the exception of Mayo Avenue, Bradford, where NO2 concentrations exceed those from the same dates in 2019, NO2 concentrations remain low. This site is located at the entrance of a supermarket carpark so indicates increasing levels of traffic queueing to enter the site.



Metro website hits

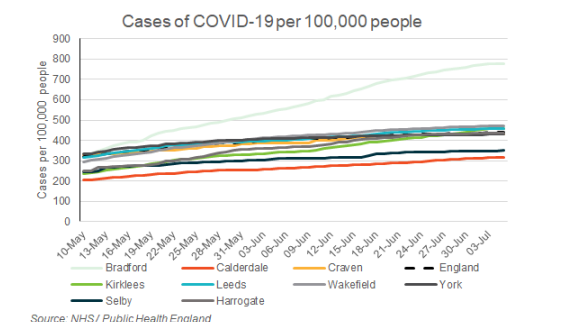
The number of pageviews on the Metro website in week 15 of lockdown was 40% of the number in the same week of 2019. Pageviews increased by 8% from the previous week for the second week running and were 62% higher than in week 4 of lockdown.



Social and economic impacts

Local virus prevalence

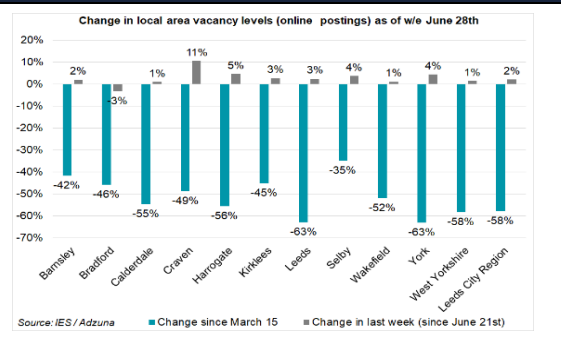
Recently the government has incorporated community testing data into the COVID-19 cases data. This has meant Bradford now has the highest cases in the region at 778.5 per 100,000 people. The national figure is 429.1 per 100,000. With Kirklees, Leeds and Wakefield also having higher cases rates than the England wide figure.



Local labour market

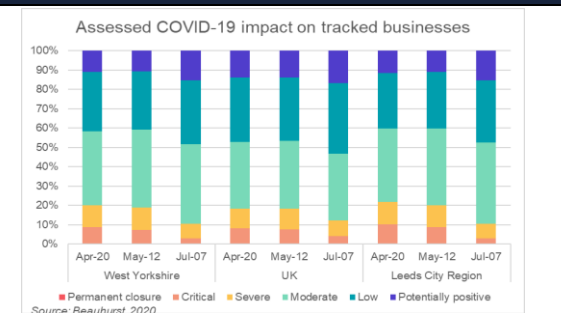
The recovery in vacancy levels seen in recent weeks appears to have stalled somewhat, reflecting the wider national position.

City Region vacancies grew by only 2% compared with 8% in the previous week.



Local business / economic data

Beaurost are assessing the impact of COVID-19 on their tracked companies, who tend to be companies with high growth potential. This tracking suggests that the proportion of these companies facing a critical or severe impact has fallen from around 20% locally in April, to 11% in July. Around 15% of tracked businesses could see a positive impact, up from 11% in April.



Local business insight

The LEP and its Growth Managers' conversations with businesses continue to highlight issues related to finance. They also continue to show that B2B companies' outlook remains closely linked to the outlook of the sectors they supply. Companies in sectors such as manufacturing and construction whose main clients are in retail and events sectors report facing challenges.

