

Leeds City Region COVID-19 Dashboard



Working in partnership with the

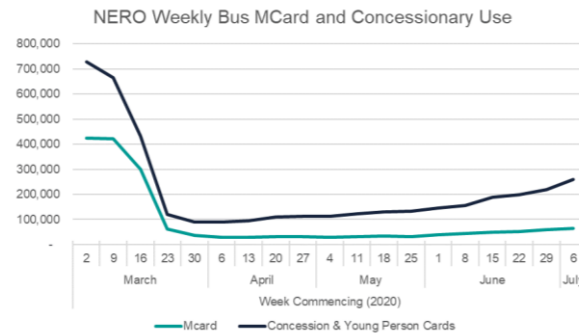


Transport and environmental impacts

Local bus patronage

For the week beginning Monday 6th July 2020, the combined level of MCard and concessionary fare use shows a **reduction of 72%** against the week beginning 2nd March 2020, an **increase of 17%** against the previous week.

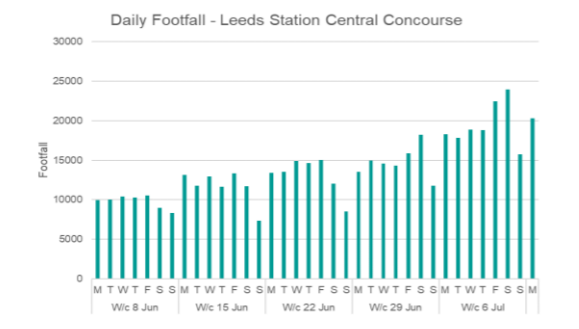
Source: WYCA NERO Reports



Station footfall

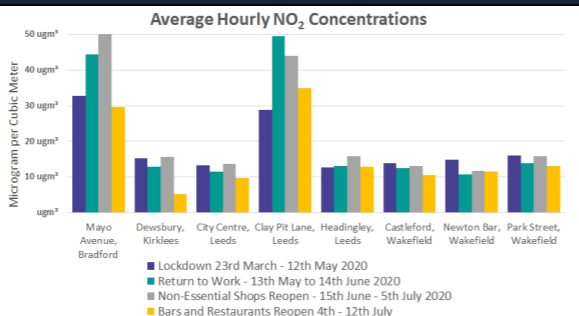
Data from Network Rail shows total daily footfall levels on Leeds Station Central Concourse. For the week beginning Monday 6th July 2020, this shows a **reduction of 79%** against the week beginning 2nd March 2020, an **increase of 32%** against the previous week.

Source: Network Rail / Station Capacity Team stationcapacity@networkrail.co.uk



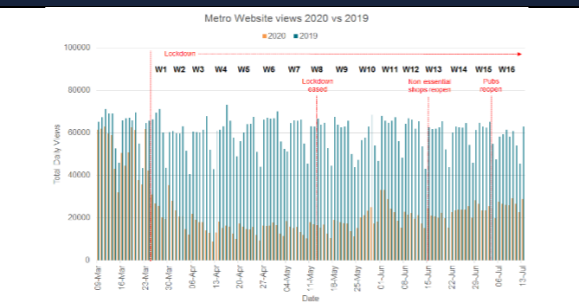
Air quality

Following the reopening of bars and restaurants roadside NO₂ concentrations have fallen to below lockdown levels at sites across West Yorkshire (Excluding of Clay Pit Lane). NO₂ levels fell 42% at Mayo Avenue, a site at the entrance to a retail park and supermarket, compared to when non-essential shops reopened.



Metro website hits

The number of pageviews continues to rise for the fourth week in a row. In week 16 of lockdown the average weekday pageviews were 45% of the number in the same week of 2019. Pageviews increased by 6% from the previous week and were 71% higher than in week 4 of lockdown.

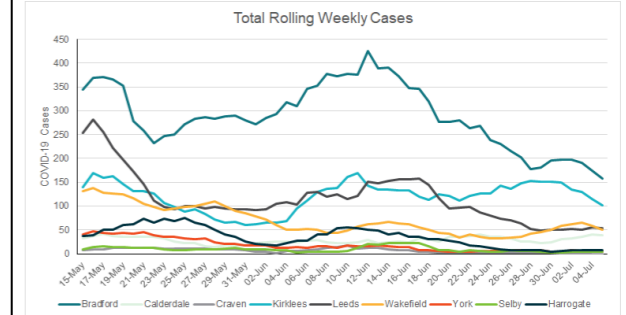


Social and economic impacts

Local virus prevalence

In the week to 11th July there have been 417 new cases across the Leeds City Region. Bradford has the highest amount with 157 but Craven has had no new cases.

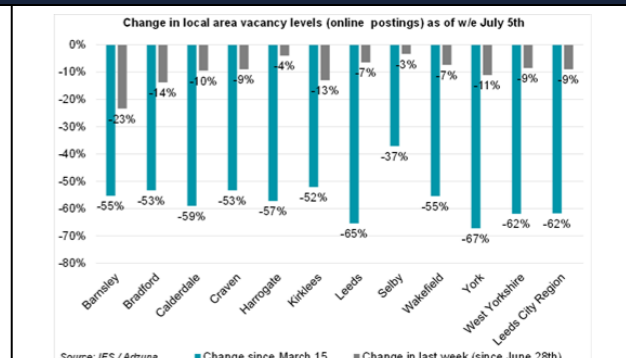
There has been a gradual downward trend in the number of weekly new cases. However, in the recent week this trend has stagnated, potentially due to increased testing or a higher prevalence of COVID-19.



Local labour market

The number of live vacancy postings was 62% lower than pre-crisis levels, for both Leeds City Region and West Yorkshire, as of week ending 5 July.

The extent of this decline has widened as a result of a 9% reduction in the number of postings for the City Region and West Yorkshire in the most recent week for which data are available. This follows several weeks of modest recovery.



Local business / economic data

The number of businesses in West Yorkshire with high risk credit ratings fell by 13.5% between 10th June and 13th July, according to data from Bureau van Dijk's FAME business database.

However, the number of businesses with high risk ratings remains 32.5% higher than in late March.



Local business insight

The LEP and its growth managers spoke to 91 businesses this week. Some companies who have had a significant proportion of their staff furloughed report bring back at least a proportion of these. However, some report that activity remains slow to pick up and, in some instances, staff are being re-furloughed as a result. Some companies also report redundancies.

