

Leeds City Region COVID-19 Dashboard



Working in partnership with the

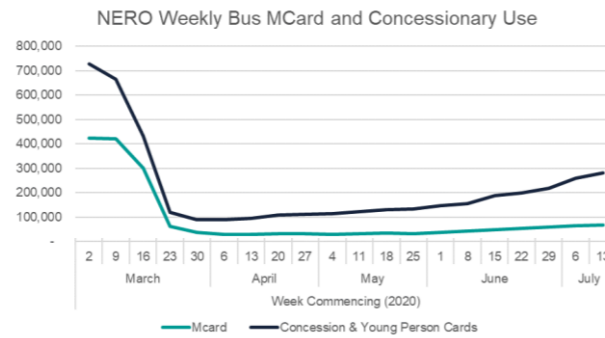


Transport and environmental impacts

Local bus patronage

For the week beginning Monday 13th July 2020, the combined level of MCard and concessionary fare use shows a **reduction of 70%** against the week beginning 2nd March 2020, an **increase of 8%** against the previous week.

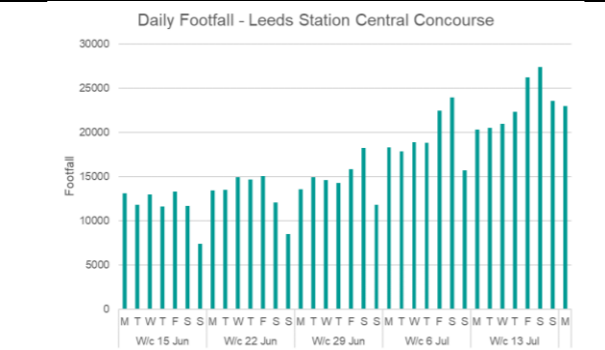
Source: WYCA NERO Reports



Station footfall

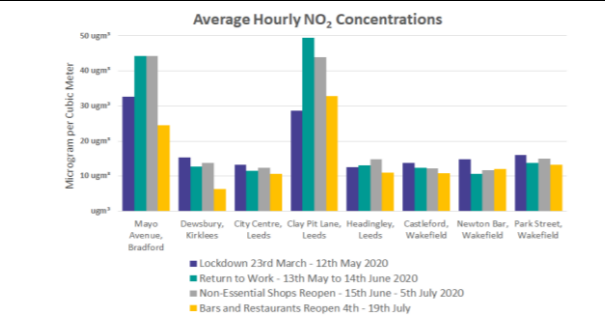
Data from Network Rail shows total daily footfall levels on Leeds Station Central Concourse. For the week beginning Monday 13th July 2020, this shows a **reduction of 75%** against the week beginning 2nd March 2020, an **increase of 19%** against the previous week.

Source: Network Rail / Station Capacity Team stationcapacity@networkrail.co.uk



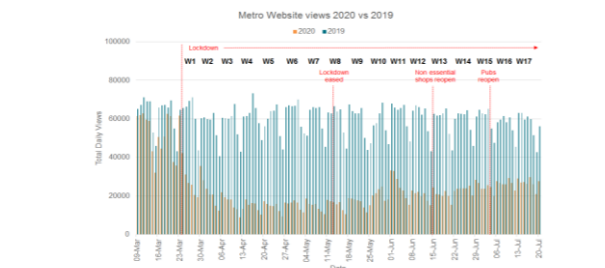
Air quality

Since bars and restaurants have reopened NO₂ concentrations at Mayo Avenue have fallen 45% compared to when non-essential shops reopened, a similar large drop is seen in Dewsbury. In other places roadside NO₂ concentrations have fallen to below lockdown levels at sites across West Yorkshire (excluding Clay Pit Lane, Leeds).



Metro website hits

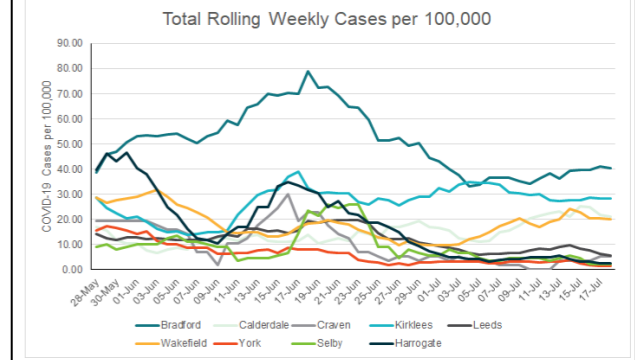
The number of pageviews continues to rise for the fifth week in a row. In week 17 of lockdown the average weekday pageviews were 45% of the number in the same week of 2019. Pageviews increased by 3% from the previous week and were 76% higher than in week 4 of lockdown.



Social and economic impacts

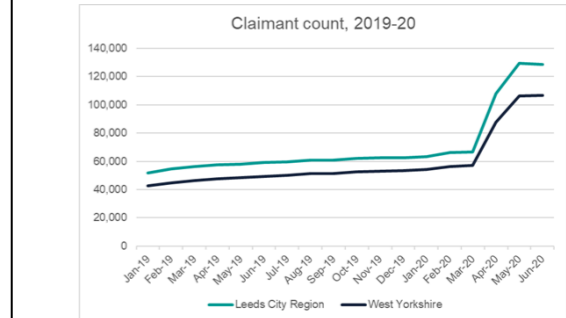
Local virus prevalence

As of 18th July, Bradford has the highest number of new weekly cases per 100,000 with 40.39 followed by Kirklees at 28. While York has the fewest with only 1.43 new cases per 100,000. England wide new case rate is at 6 cases per 100,000. The trends in case rates differ between districts. In Bradford, Calderdale, and Wakefield the cases per 100,000 people have increased in recent weeks while the case rates in the other districts have fallen.



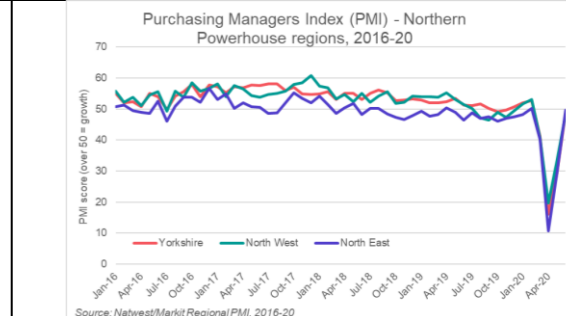
Local labour market

The number of local people claiming out of work benefits was largely unchanged in June compared to May but remains almost double the level seen in March for both the City Region and West Yorkshire.



Local business / economic data

There was a significant easing in the pace of decline in business activity in Yorkshire & Humber in June, according to the Natwest Regional PMI survey. The survey index for Yorkshire rose from 28.9 in May to 49 in June. Although this still indicates contraction (a reading of less than 50 indicates falling activity) there has been a form of stabilisation at low levels of activity.



Local business insight

Data from the LEP's interactions with businesses is relatively limited this week. However, whilst all businesses spoken to were currently trading, around 40% said they were operating at a reduced level and more than 80% still had some staff on furlough.

