

Leeds City Region COVID-19 Dashboard

West Yorkshire
Combined Authority

Working in partnership with the

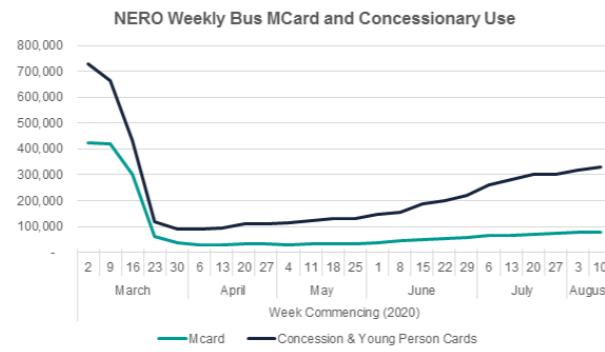
LEP Leeds City Region Enterprise Partnership

Transport and environmental impacts

Local bus patronage

For the week beginning Monday 10th August 2020, the combined level of MCard and concessionary fare use shows a **reduction of 65%** against the week beginning 2nd March 2020, **an increase of 3%** against the previous week.

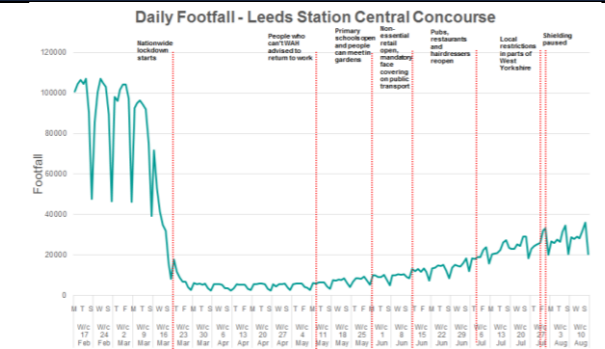
Source: WYCA NERO Reports



Station footfall

Data from Network Rail shows total daily footfall levels on Leeds Station Central Concourse. For the week beginning Monday 10th August 2020, this shows a **reduction of 69%** against the week beginning 2nd March 2020, **an increase of 4%** against the previous week.

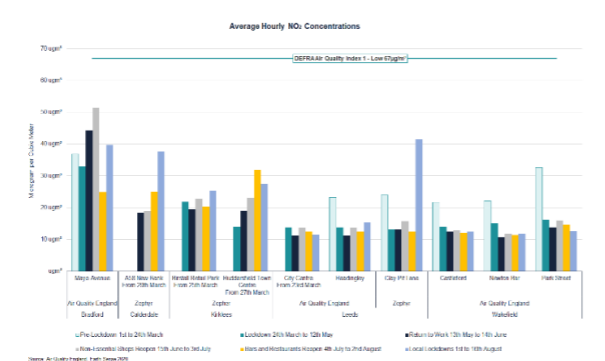
Source: Network Rail / Station Capacity Team stationcapacity@networkrail.co.uk



Air quality

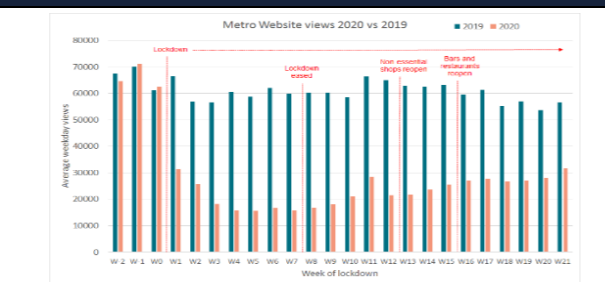
Generally, for sites with long-term data available, NO₂ levels remain at pre-lockdown levels. Interestingly, data from CA-funded Zephyr air quality monitoring sites in Calderdale and Huddersfield reveal a steady increase in NO₂ levels over time as restrictions have eased and the economy reopens.

Source: Air Quality England and WY Local Authorities



Metro website hits

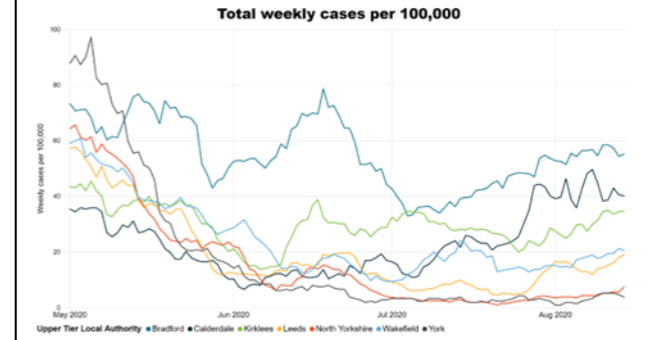
In week 21 of lockdown the average number of weekday pageviews for the METRO website were **56% of the same week of 2019**, the highest proportion since the start of lockdown. **Pageviews increased 13% from the previous week** and were twice as high as they were in week 4 of lockdown.



Social and economic impacts

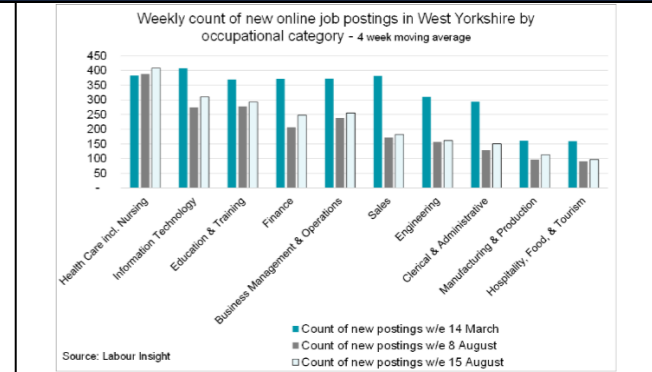
Local virus prevalence

As of 14th August, the trends across the West Yorkshire region are mixed. The areas in West Yorkshire that are not under local restrictions, Leeds and Wakefield have seen an increase in cases in the last week. Leeds has 19 and Wakefield has 20.1 cases per 100,000. While those under local restrictions, Bradford, Calderdale and Kirklees have remained relatively steady at elevated levels.



Local labour market

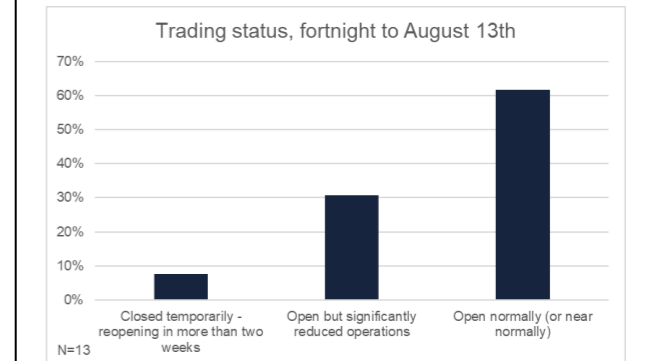
The overall count of new vacancies increased by 9% in the latest week, with all occupational categories seeing growth. Although there are signs of recovery in recruitment activity all occupations remain below their pre-crisis vacancy level with exception of health care.



Local business / economic data

There remain few business interactions to report on during August but as in previous weeks, around 60% of those spoken with report operating normally and most of the rest are open with reduced operations.

Some companies in business and IT sectors are finding new growth opportunities, but some in other sectors are struggling to adapt to the new working regulations or seeing a drop in demand.



Local business insight

Analysis by Beauhurst of their tracked companies (who tend to be those with high growth, or high growth potential) shows the proportion of tracked companies in West Yorkshire who are facing a critical or severe risk from COVID-19 has fallen from 20% in mid-April to 6% in mid-August. The proportion seeing a potentially positive impact has risen from 11% to 16%.

