

Leeds City Region COVID-19 Dashboard



Working in partnership with the

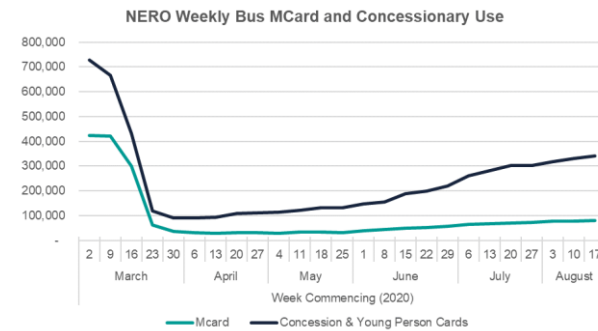


Transport and environmental impacts

Local bus patronage

For the week beginning Monday 17th August 2020, the combined level of MCard and concessionary fare use shows a **reduction of 63%** against the week beginning 2nd March 2020, **an increase of 3%** against the previous week.

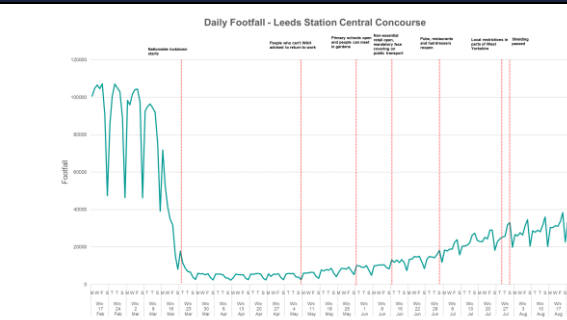
Source: WYCA NERO Reports



Station footfall

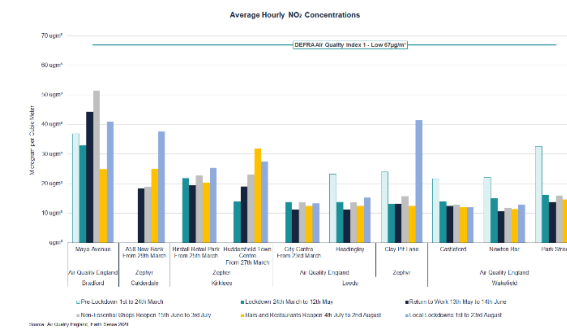
Data from Network Rail shows total daily footfall levels on Leeds Station Central Concourse. For the week beginning Monday 17th August 2020, this shows a **reduction of 66%** against the week beginning 2nd March 2020, **an increase of 8%** against the previous week.

Source: Network Rail / Station Capacity Team stationcapacity@networkrail.co.uk



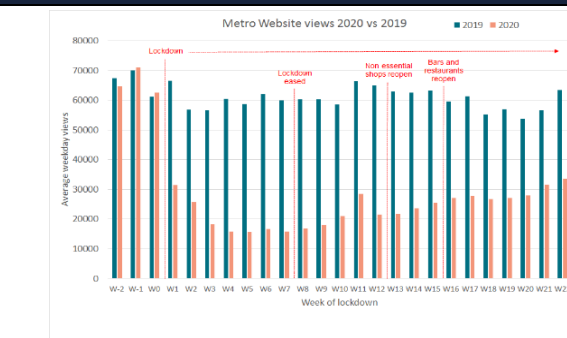
Air quality

Generally, for sites with long-term data available, NO₂ levels remain below pre-lockdown levels. Interestingly, data from CA-funded Zephyr air quality monitoring sites in Calderdale and Huddersfield reveal a steady increase in NO₂ levels over time as restrictions have eased and the economy reopens.



Metro website hits

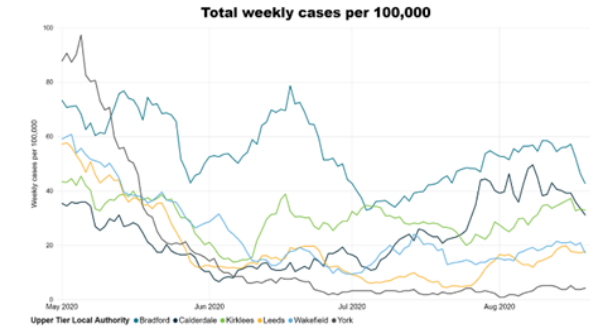
In week 22 of lockdown the average number of weekday pageviews for the METRO website were **53% of the same week of 2019**, the highest proportion since the start of lockdown. **Pageviews increased 6% from the previous week** and were twice as high as they were in week 4 of lockdown.



Social and economic impacts

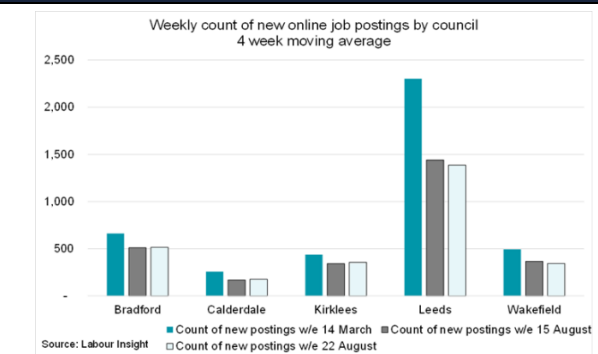
Local virus prevalence

Over the last week there has been a sharp decline in Cases per 100,000 in Bradford, Calderdale and Kirklees which are all under local restrictions. On the 19th August the cases were 42.79, 31.21 and 32.97 respectively. The case rates in other areas in West Yorkshire region that are not under lockdown have remained steady at an elevated level.



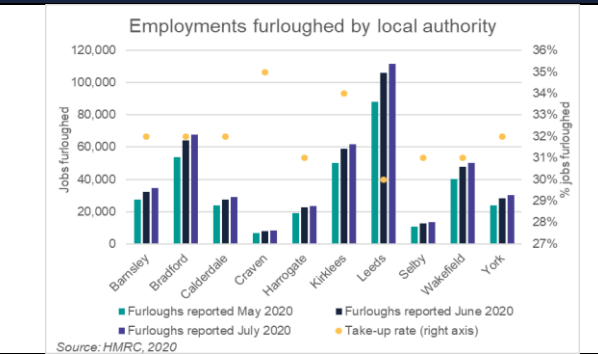
Local labour market

The number of new vacancies posted online in West Yorkshire saw little change (-1%) in week ending 22nd August compared with the previous week. The picture at council level was mixed with slight growth in Calderdale and Kirklees but small declines in Leeds and Wakefield. New vacancies in West Yorkshire were 29% below pre-crisis level (w/e 14 March).



Local business / economic data

31% of eligible jobs have been furloughed in West Yorkshire, according to HMRC, slightly below the 32% national rate. The rate is highest in and Kirklees (34%) and lowest in Leeds (30%). At constituency level, 34% of jobs were furloughed in Leeds West, Bradford East and three constituencies in Kirklees. It was below 30% in Pudsey and Leeds North East.



Local business insight

Whilst the number of businesses spoken to remains low during the summer period all spoken to this week were currently trading, though 5 (45%) reported operating significantly below capacity. This broadly mirrors the trends seen in previous weeks.

Typically, those most affected continue to be in the leisure and events industries, or those who supply them.

