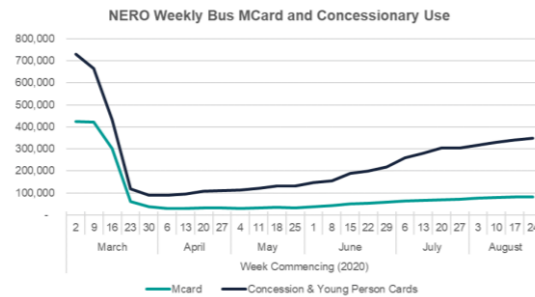


## Transport and environmental impacts

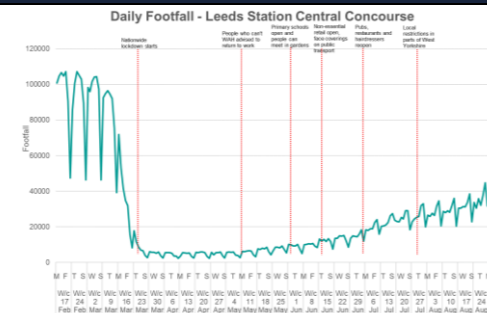
### Local bus patronage

For the week beginning Monday 24<sup>th</sup> August 2020, the combined level of MCard and concessionary fare use shows a **reduction of 62%** against the week beginning 2<sup>nd</sup> March 2020, **an increase of 2%** against the previous week.  
Source: WYCA NERO Reports



### Station footfall

Data from Network Rail shows total daily footfall levels on Leeds Station Central Concourse. For the week beginning Monday 24<sup>th</sup> August 2020, this shows a **reduction of 62%** against the week beginning 2<sup>nd</sup> March 2020, **an increase of 13%** against the previous week.  
Source: Network Rail / Station Capacity Team [stationcapacity@networkrail.co.uk](mailto:stationcapacity@networkrail.co.uk)



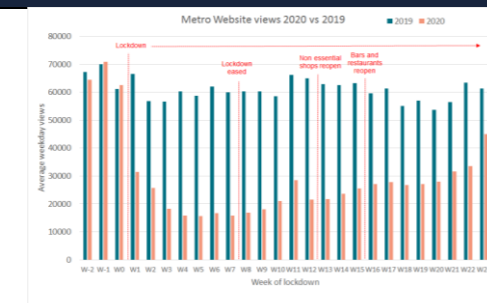
### Air quality

While NO2 levels remain at the lowest point of the DEFRA Air Quality Index as lockdown has eased levels have risen the most on approaches to urban centres (A58 New Bank on the approach to Halifax and Clay Pit Lane on the approach to Leeds) and shopping destinations such as Mayo Avenue and Birstall Retail Park.



### Metro website hits

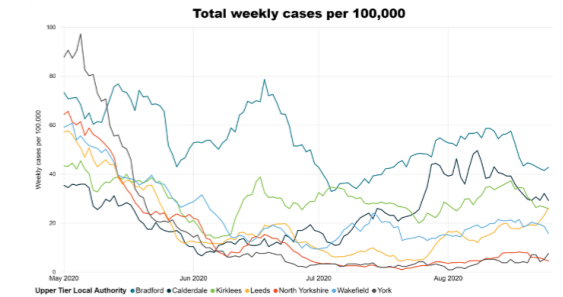
In week 23 of lockdown the average number of weekday pageviews for the METRO website were **73% of the same week of 2019**, the highest proportion since the start of lockdown. **Pageviews increased 35% from the previous week** and were nearly 3 times as high as they were in week 4 of lockdown.



## Social and economic impacts

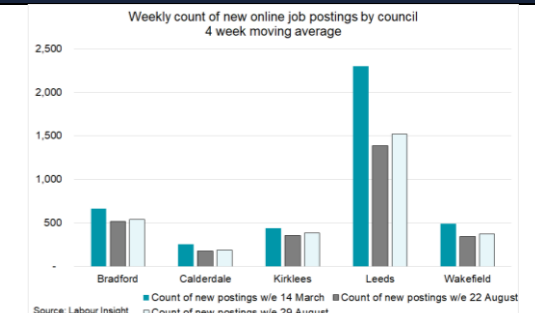
### Local virus prevalence

On the 29<sup>th</sup> August the case rate of the West Yorkshire region has increased by 10% to 31 per 100,000. This growth is mainly driven by a spike in cases in the Leeds district. Cases in Leeds has grown to 32 cases per 100,000 a growth of 64% compared to the previous week. Both Calderdale and Wakefield have seen similar decreases dropping to 18 and 12 cases per 100,000 respectively.



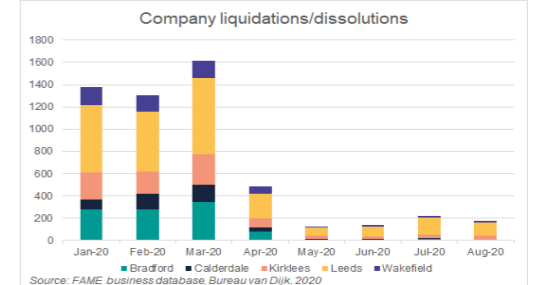
### Local labour market

The number of new vacancies posted online in West Yorkshire increased by 10% in week ending 29<sup>th</sup> August, compared with the previous week. All councils shared in this growth. The most recent weekly count of new vacancies in West Yorkshire remained 22% below the pre-crisis level (w/e 14 March).



### Local business / economic data

In August the number of business liquidations in the West Yorkshire region dropped by 19% to 179. Bradford has seen the largest reduction in business liquidations dropping from 33 to 5 in August. While Leeds has the most liquidation over August at 121.



### Local business insight

Throughout August 60% of businesses have reported that they are open as normal. The most reported issue facing businesses is access to cash or finance. The second most reported issue was demand in investment to help grow their company. These companies are mostly in the IT or manufacturing sector.

