

Leeds City Region COVID-19 Dashboard



Working in partnership with the

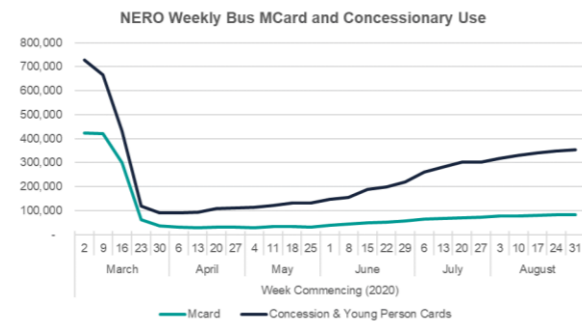


Transport and environmental impacts

Local bus patronage

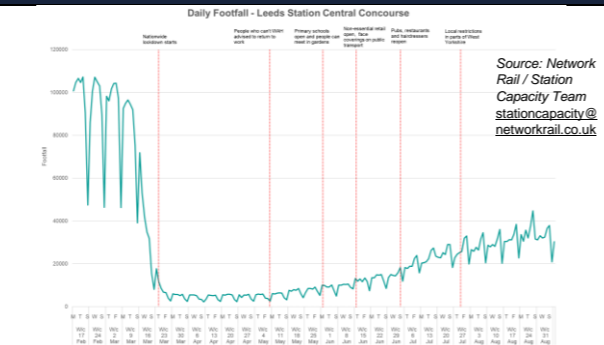
For the week beginning Monday 31st August 2020, the combined level of MCard and concessionary fare use shows a reduction of 62% against the week beginning 2nd March 2020, showing no notable change against the previous week.

Source: WYCA NERO Reports



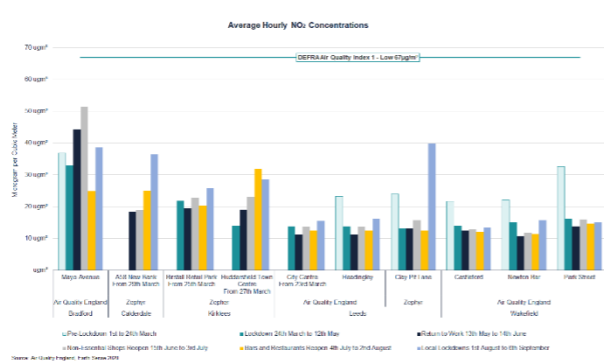
Station footfall

Data from Network Rail on total daily footfall on Leeds Station Central Concourse shows a reduction of 65% against the week beginning 2nd March 2020, and a decrease of 9% against the previous week. This is the first time since lockdown that the recovery trend has reversed notably. This will be monitored to establish whether this is a one off or a broader trend.



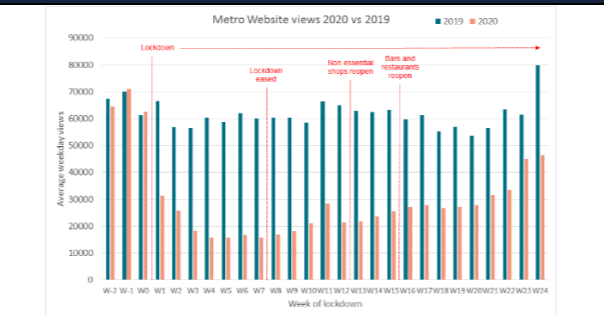
Air quality

As lockdown has eased, NO2 levels have risen the most on approaches to urban centres (A58 New Bank on the approach to Halifax and Clay Pit Lane on the approach to Leeds), and shopping destinations such as Mayo Avenue in Bradford and Birstall Retail Park. Despite this, NO2 levels remain at the lowest point of the DEFRA Air Quality Index.



Metro website hits

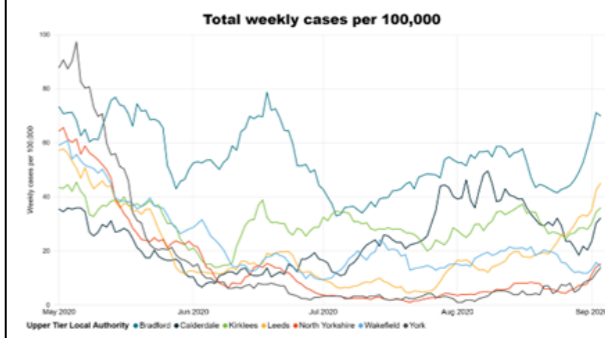
In week 24 the average number of weekday pageviews for the METRO website was **58% of the same week of 2019**. This comparative reduction from week 23 may be because schools returned from the summer break a week earlier in 2019. **Pageviews increased 3% from the previous week** and were nearly 3 times as high as they were in week 4 of lockdown.



Social and economic impacts

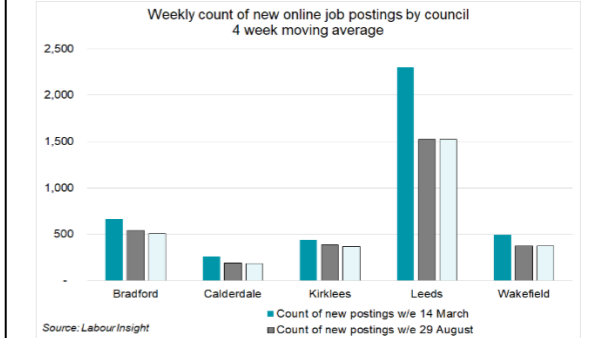
Local virus prevalence

As of 3rd September, cases in West Yorkshire have grown to 43 per 100,000, up 50% compared to the previous week. All areas have seen an increase in cases. Cases in Leeds have grown to 45 per 100,000, up 64% from a week earlier, the fastest increase in the region. Bradford has the highest rate at 70 per 100,000, up 58% from a week previous.



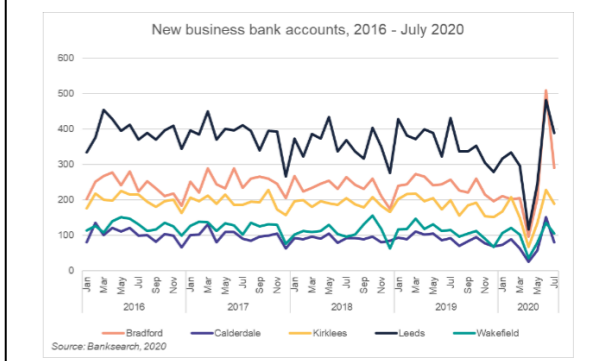
Local labour market

The number of new vacancies posted online in West Yorkshire in week ending 5th September was similar to the previous week. This follows growth of 10% week ending 29th August and reflects the volatility in the weekly count. West Yorkshire vacancies remain 22% below the pre-crisis level (w/e 14 March) but are 34% lower in Leeds.



Local business / economic data

The number of new business bank accounts in West Yorkshire fell by 30% between June and July. Following a record rise the previous month, new accounts are still 29% higher than in March and 3% down on July 2019. The data is a proxy measure for start-up activity but could also reflect businesses seeking additional COVID-related finance, and banks' willingness to offer new accounts as many have prioritised existing customers through the pandemic.



Local business insight

Business interactions this week continue to show businesses in or supporting leisure & entertainment industries reporting weak demand. Whilst the furlough scheme is helping to mitigate impacts for now, there are concerns about how jobs will be sustained when the scheme ends in October. 17 of 23 businesses who provided an update in the past two weeks still had some staff on furlough.

