

# Leeds City Region COVID-19 Dashboard



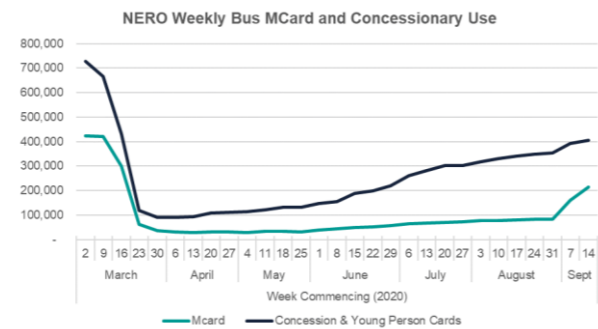
Working in partnership with the



## Transport and environmental impacts

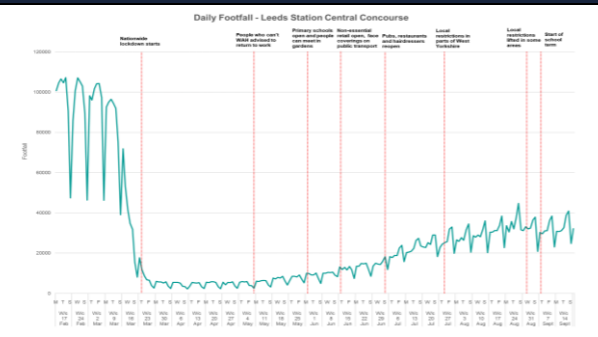
### Local bus patronage

For the week beginning Monday 14<sup>th</sup> September 2020, the combined level of MCard and concessionary fare use shows a **reduction of 46%** against the week beginning 2<sup>nd</sup> March 2020, an **increase of 12%** against the previous week.



### Station footfall

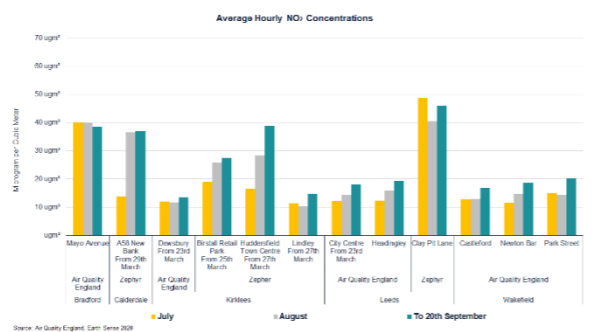
Data from Network Rail shows total daily footfall levels on Leeds Station Central Concourse. For the week beginning Monday 14<sup>th</sup> September 2020, this shows a **reduction of 65%** against the week beginning 2<sup>nd</sup> March 2020, an **increase of 5%** against the previous week.



Source: Network Rail / Station Capacity Team [stationcapacity@networkrail.co.uk](mailto:stationcapacity@networkrail.co.uk)

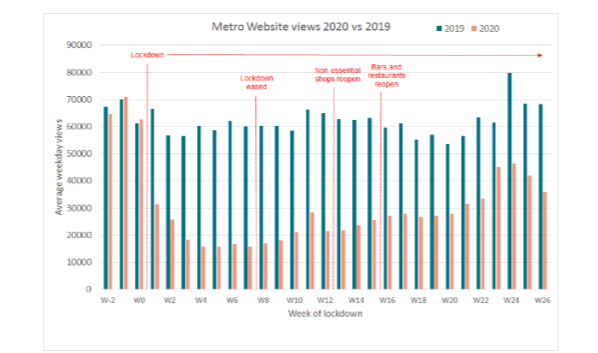
### Air quality

September has seen NO2 concentrations increase across monitoring sites in West Yorkshire. Concentrations at Lindley, a site located outside an infant and junior school, have increased 43% following pupils return to school.



### Metro website hits

In week 26 the average number of weekday pageviews for the METRO website was **53% of the same week of 2019**. Pageviews decreased by **14%** from the previous week, but were still over twice as high as they were in week 4 of lockdown.

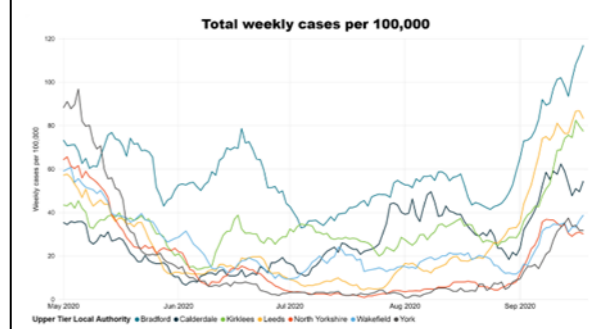


## Social and economic impacts

### Local virus prevalence

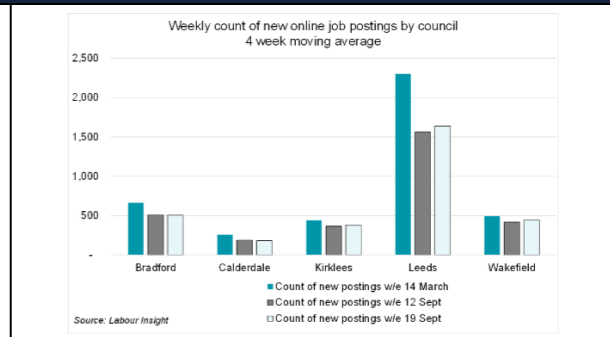
The COVID-19 case rate across West Yorkshire has increased to 80.7 cases per 100,000 in the week to September 18<sup>th</sup>, an increase of 8.6% from a week previous. This represents a slowing of the growth rate compared to recent weeks.

Bradford has seen the fastest increase of 15.4% on the previous week though cases fell slightly in Calderdale.



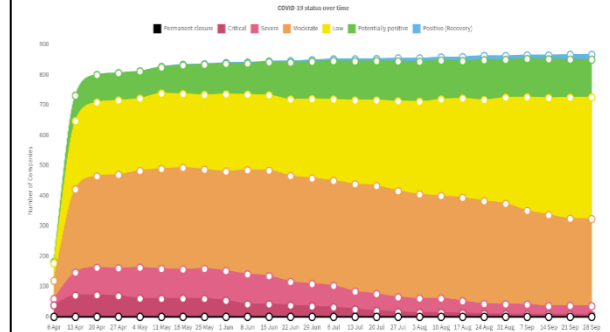
### Local labour market

Vacancies for jobs in West Yorkshire posted online week ending 19 September were 4% higher than a week earlier, similar to the 5% national increase. Leeds and Wakefield saw the fastest growth at 5% and 6% respectively. The latest West Yorkshire weekly total is 17% down on week to 14 March. Calderdale and Leeds face the biggest deficit relative to pre-crisis vacancy levels.



### Local business / economic data

4.4% of West 856 Yorkshire businesses tracked by Beauhurst still face a critical or severe impact from COVID-19, according to Beauhurst analysis. Tracked companies tend to be more high growth and/or tech-driven than other forms. This is lower than the 20% seen in April. 14.5% have seen a potentially positive impact, with a further 1.8% seeing a positive recovery.



### Local business insight

Of 70 business interactions so far in September, 53% had no staff on furlough and a further 39% had less than 25% staff furloughed. A range of businesses have been looking at opportunities for investment in response to changing conditions, or looking to diversify as demand for their traditional products remains subdued. These have particularly been in manufacturing, reflecting the contacts of growth managers as much as any sector specific opportunity.

