

# Leeds City Region COVID-19 Dashboard



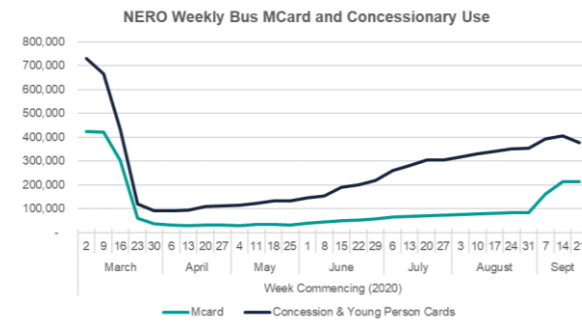
Working in partnership with the



## Transport and environmental impacts

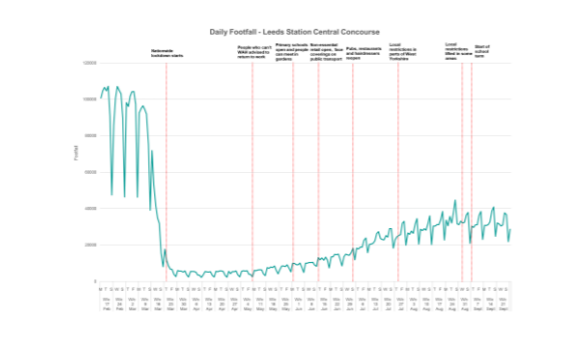
### Local bus patronage

For the week beginning Monday 21<sup>st</sup> September 2020, the combined level of MCard and concessionary fare use shows a **reduction of 49%** against the week beginning 2<sup>nd</sup> March 2020, a **decrease of 5%** against the previous week. This could be an impact of increased restrictions nationally and locally.  
Source: WYCA NERO Reports



### Station footfall

Data from Network Rail shows total daily footfall levels on Leeds Station Central Concourse. For the week beginning Monday 21<sup>st</sup> September 2020, this shows a **reduction of 66%** against the week beginning 2<sup>nd</sup> March 2020, a **decrease of 4%** against the previous week. Again, this could reflect enhanced national and local restrictions.  
Source: Network Rail / Station Capacity Team [stationcapacity@networkrail.co.uk](mailto:stationcapacity@networkrail.co.uk)



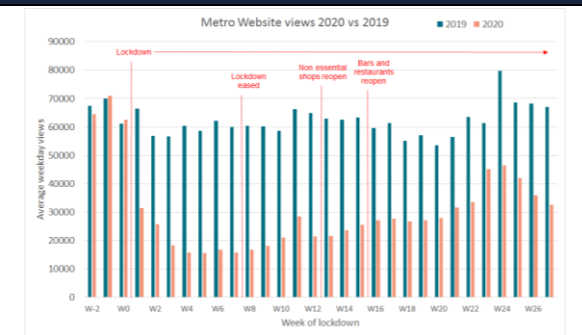
### Air quality

September has seen NO2 concentrations increase across monitoring sites in West Yorkshire. Concentrations at Lindley, a site located outside an infant and junior school, have increased 43% following pupils return to school.



### Metro website hits

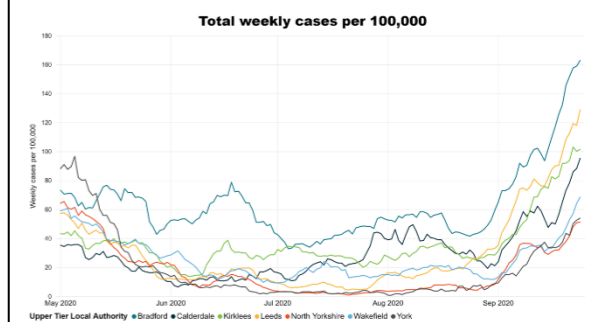
In week 27 the average number of weekday pageviews for the METRO website was **49% of the same week of 2019**, less than 50% for the first time since week 19. **Pageviews decreased by 9% from the previous week**, but are still over twice as high as in week 4 of lockdown.



## Social and economic impacts

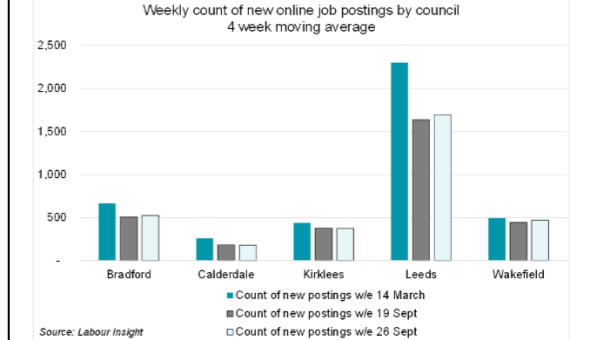
### Local virus prevalence

The most recent week's COVID-19 data (18 - 24<sup>th</sup> Sept) reveals a considerable increase in the rate of positive COVID-19 cases. There are now 119.7 COVID-19 cases per 100k in West Yorkshire, more than twice the England rate (58.2 per 100k). The magnitude of the increase in rate compared to the previous week is greater in all West Yorkshire districts than at the national level except in Kirklees, indicating that the virus is spreading at a faster pace.



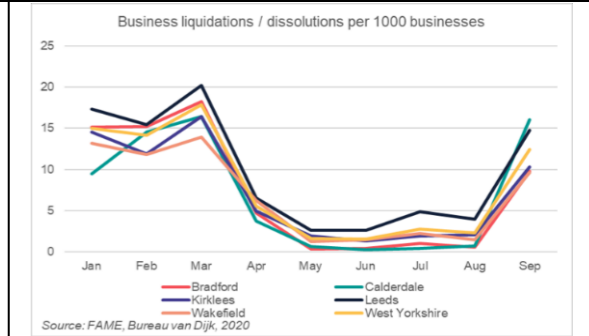
### Local labour market

The number of vacancies for jobs in West Yorkshire posted online during week ending 26 September was 3% higher than in the previous week, similar to the national average increase of 4%. The number of vacancies posted in Wakefield grew fastest at 6%, followed by Leeds and Bradford (both +3%). The latest West Yorkshire weekly total is 15% lower than in week ending 14 March (pre-crisis).



### Local business / economic data

1,140 businesses have been dissolved or liquidated in West Yorkshire this month as of 30<sup>th</sup> September. This is up from 210 in August following the resumption of applications to voluntarily strike off companies on 10<sup>th</sup> September. However this remains around 30% lower than in March. It remains to be seen whether this reflects the start of increased company failures, or reflects a resumption of activity delayed between April and August.



### Local business insight

Trends towards more businesses operating normally have continued throughout September according to the Growth Managers' interactions with businesses. More than half of businesses spoken to in recent weeks are now not using the furlough scheme at all, and three quarters are operating near-normally. Although businesses are planning investments, it would appear that many are not focused on job creation, but on resilience and diversification.

