

Leeds City Region COVID-19 Dashboard



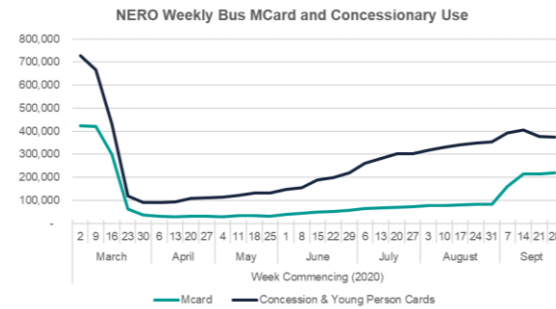
Working in partnership with the



Transport and environmental impacts

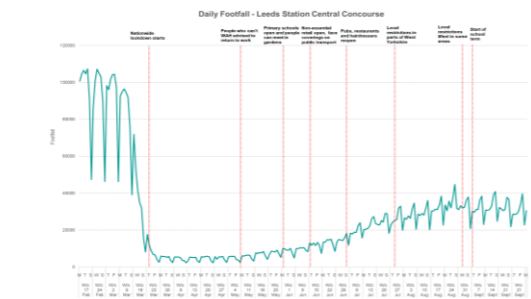
Local bus patronage

For the week beginning Monday 28th September 2020, the combined level of MCard and concessionary fare use shows a **reduction of 49%** against the week beginning 2nd March 2020, and no change against the previous week. *Source: WYCA NERO Reports*



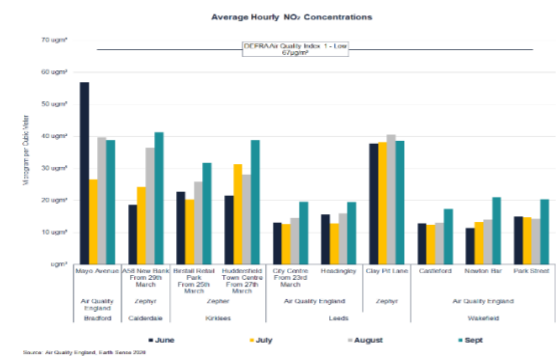
Station footfall

Data* from Network Rail shows total daily footfall levels on Leeds Station Central Concourse. For the week beginning Monday 28th September 2020, this shows a **reduction of 67%** against the week beginning 2nd March 2020, a **4% decline** against the previous week. *The data is patched by supplier for last few days while they update the network. *Source: Network Rail / Station Capacity Team stationcapacity@networkrail.co.uk*



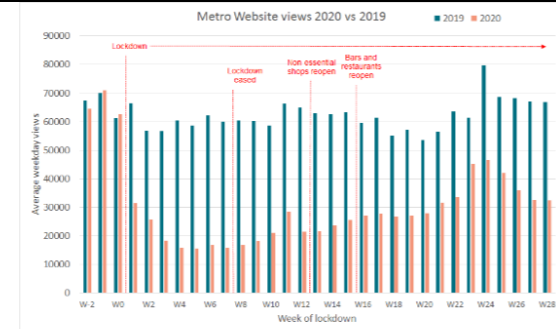
Air quality

Data from air quality monitoring sites across West Yorkshire reveal that NO₂ concentrations in September were either similar to, or above levels in July and August. NO₂ is produced when fuels are burned and there is strong evidence that links road transport to NO_x emissions. The recent rise in concentrations could be attributed to increased vehicle use as supported traffic flows data.



Metro website hits

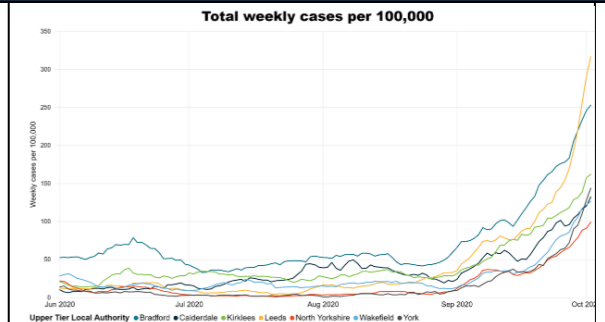
In week 28 the average number of weekday pageviews for the METRO website was **49% of the same week of 2019**, the same proportion as last week. **Pageviews decreased by 1% from the previous week**, but are still over twice as high as in week 4 of lockdown.



Social and economic impacts

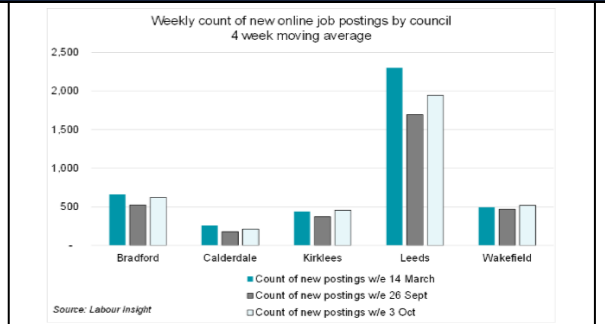
Local virus prevalence

Across West Yorkshire COVID-19 cases have continued to increase rapidly. Leeds now has the highest density of cases with 316 per 100,000, up 118% from a week previous. This increase seems to be driven areas with high density of student populations. Bradford has the second case rate with 253 cases per 100,000 up 43% from the previous week. Wakefield has the lowest density of 126 cases per 100,000, up 56% from the previous week.



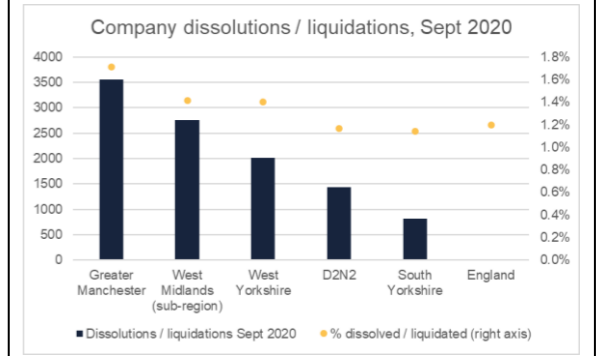
Local labour market

The number of vacancies for jobs in West Yorkshire posted online during week ending 3 October was 15% higher than in the previous week, similar to the national average increase of 16%. All districts saw double-digit percentage increases ranging from 11% in Wakefield to 22% in Kirklees. The latest West Yorkshire weekly total is now only 2% lower than in week ending 14 March (pre-crisis).



Local business / economic data

Updated data shows that, as of October 5th, 2,000 businesses were dissolved / liquidated during September in West Yorkshire. This is now above March levels of 1,600, according to data from FAME. This equates to 1.4% of active entities at Companies House in September, similar to the 1.2% in England. It remains to be seen whether this is a spike in business closures or activity catching following limitations on liquidations since April.



Local business insight

There is evidence of businesses making redundancies in this week's conversations with Growth Managers. These are relatively limited, but do show businesses having to make difficult choices when recovery is slow. There are also examples of businesses looking to invest and diversify. Some business have expressed concerns about the impact of local restrictions particularly as they have yet to really see recovery since lockdown.

