

Leeds City Region COVID-19 Dashboard



Working in partnership with the

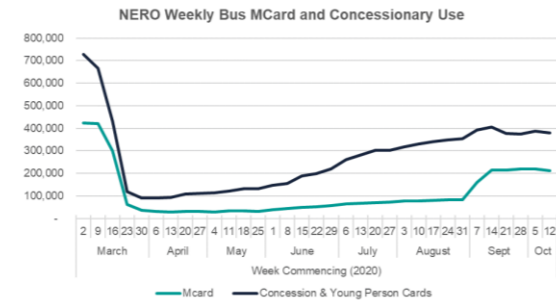


Transport and environmental impacts

Local bus patronage

For the week beginning Monday 12th October 2020, the combined level of MCard and concessionary fare use shows a **reduction of 49%** against the week beginning 2nd March 2020, a **2% decrease** against the previous week.

Source: WYCA NERO Reports

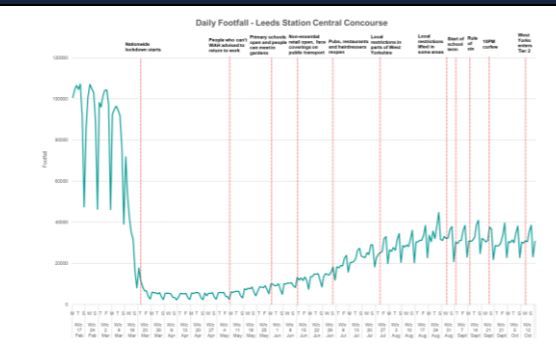


Station footfall

Data from Network Rail shows total daily footfall levels on Leeds Station Central Concourse. For the week beginning Monday 12th October 2020*, this shows a **reduction of 66%** against the week beginning 2nd March 2020, **no change** against the previous week.

Source: Network Rail / Station Capacity Team stationcapacity@networkrail.co.uk

*Counts are subject to estimation due to a power failure. This may result in retrospective corrections once the issue is resolved.



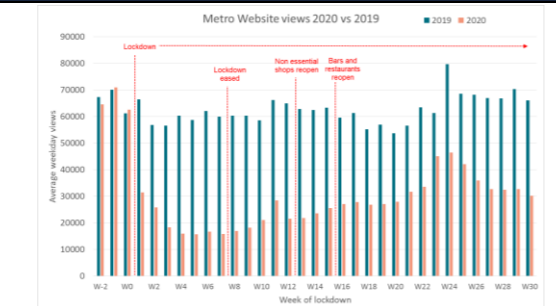
Air quality

Generally, for sites with long-term data available, NO₂ levels remain below pre-lockdown levels. Data from CA-funded Zephyr air quality monitoring sites in and approaching town centres reveal a steady increase in NO₂ levels over time.



Metro website hits

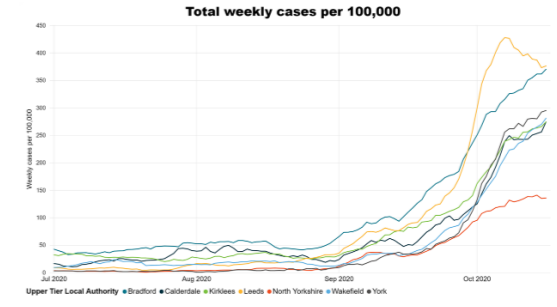
In week 30 the average number of weekday pageviews for the METRO website was **46% of the same week of 2019**, the lowest proportion since week 17. **Pageviews fell by 8% from the previous week**, and are now less than twice the number in week 4 of lockdown.



Social and economic impacts

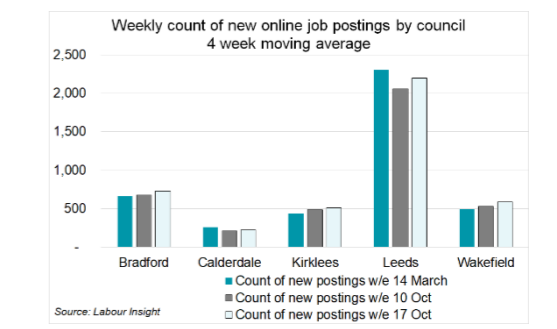
Local virus prevalence

In the week leading to the 16th October the West Yorkshire case rate was 332.5 cases per 100,000 a growth of 15%. Leeds has had the highest case rate with 376.5 cases per 100,000, an 8% decrease from a week previous - the only district in West Yorkshire to have a fall in cases. Wakefield has increased to 281.5 cases per 100,000 a growth of 24% from a week previous.



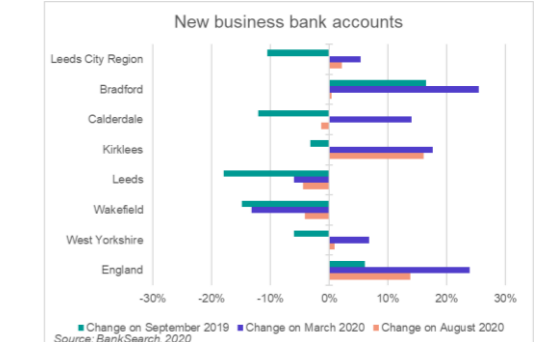
Local labour market

The number of vacancies for jobs in West Yorkshire posted online during week ending 17 October was 7% higher than in the previous week, above the national average increase of 5%. All council areas saw growth ranging from 5% in Kirklees to 11% in Wakefield. West Yorkshire's weekly total is now 9% higher than pre-crisis whilst at national level vacancies remain 6% below their pre-crisis level.



Local business / economic data

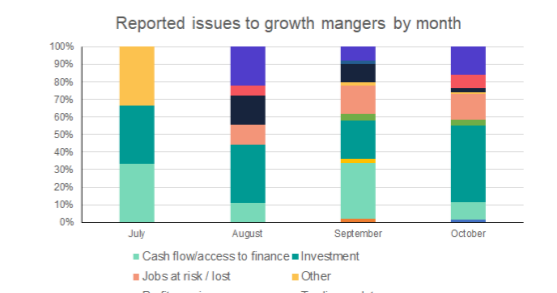
1,125 new business bank accounts were opened in West Yorkshire in September, up 0.9% on August. This is lower than the 13.8% increase seen nationally, and the 2.2% across the wider City Region. This is a proxy measure for business start up activity.



Compared to September 2019, the number of new accounts opened was 6% lower in West Yorkshire, but 6% higher in England.

Local business insight

Companies in the retail, hospitality and leisure sectors continue to report challenging conditions though those in digital, advanced manufacturing or business support sectors are more likely to report more positive conditions.



So far in October there has been an increase of companies talking to growth managers about seeking investment, growing from 22% in September to 44% of businesses.