

Leeds City Region COVID-19 Dashboard



Working in partnership with the

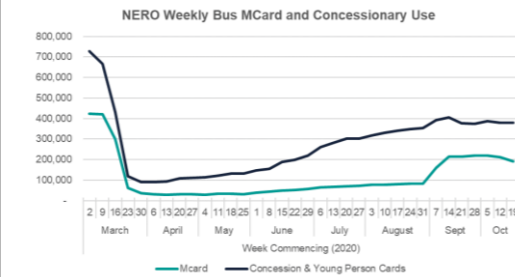


Transport and environmental impacts

Local bus patronage

For the week beginning Monday 19th October 2020, the combined level of MCard and concessionary fare use shows a reduction of 51% against the week beginning 2nd March 2020, a decrease of 4% against the previous week.

Source: WYCA NERO reports

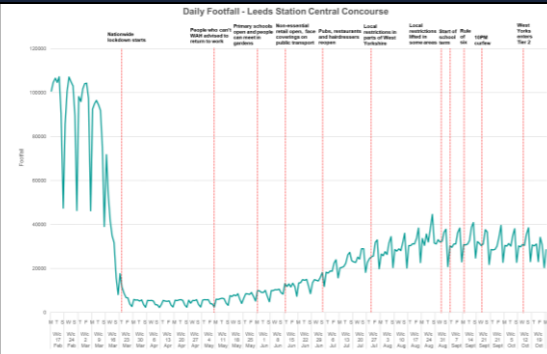


Station footfall

Data from Network Rail shows total daily footfall levels on Leeds Station Central Concourse. For the week beginning Monday 19th October 2020, this shows a **reduction of 69%*** against the week beginning 2nd March 2020, a **decrease of 8%** against the previous week.

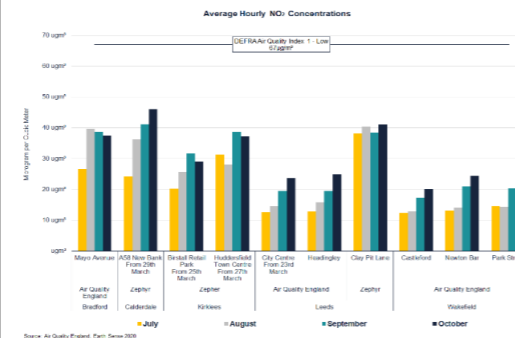
Source: Network Rail / Station Capacity Team stationcapacity@networkrail.co.uk

*N.B. recent data is subject to estimation to account for a power supply issue. Retrospective corrections may be applied in future.



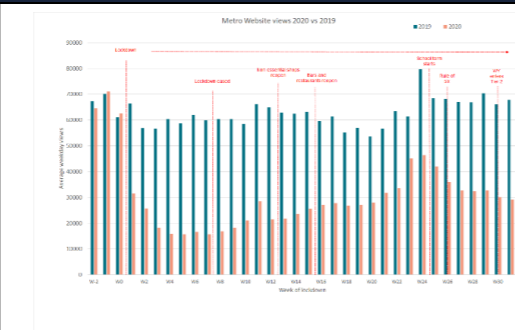
Air quality

Generally, for sites with long-term data available, NO₂ levels remain below pre-lockdown levels. Data from CA-funded Zephyr air quality monitoring sites in and approaching town centres reveal a steady increase in NO₂ levels over time.



Metro website hits

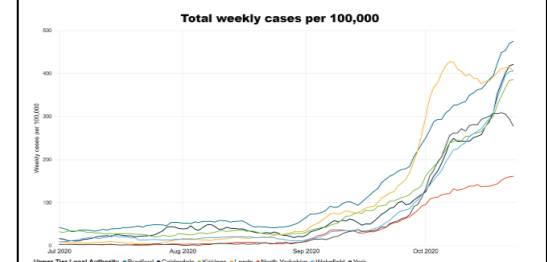
In week 31 the average number of weekday pageviews for the METRO website was **43% of the same week of 2019**, the lowest proportion since week 15. **Pageviews fell by 3% from the previous week**, and are now less than twice the number in week 4 of lockdown.



Social and economic impacts

Local virus prevalence

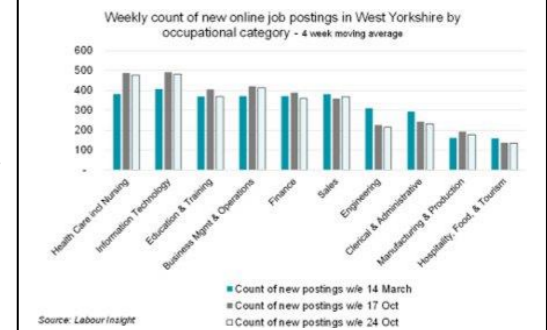
Overall, the COVID-19 rate in West Yorkshire continues to increase and as of the 24th October, the 7-day moving average was 433.9 cases per 100k population. Within West Yorkshire, Bradford has the highest rate (490.2 per 100k), followed by Calderdale (446 per 100k) and Wakefield (428.1 per 100k).



Local labour market

The number of vacancies for jobs in West Yorkshire posted online during week ending 24th October was 4% lower than in the previous week (based on a 4-week moving average).

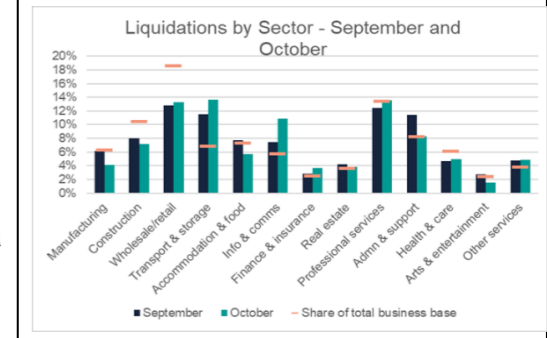
The latest West Yorkshire weekly total is 5% higher than in week ending 14 March (pre-crisis) whilst at national level vacancies are 9% below their pre-crisis level. Calderdale and Leeds continue to face deficits relative to pre-crisis vacancy levels – both of 15%.



Local business / economic data

2,400 West Yorkshire businesses have been dissolved / liquidated so far in October according to BvD's FAME database. This is up from almost 2,100 in September, with transport & storage and information & comms seeing disproportionately high failure rates.

The recent upturn in business liquidations is likely a mixture of genuine recent business failures and some activity catching up from the easing of those protections.



Local business insight

Over the 3 weeks of October 31% of businesses that provided feedback stated that they were open but have significantly reduced operations. This is 5% up from September figures but down considerably from August/July.

Additionally, several businesses have provided feedback stating that they are going to make redundancies due to sharp drop demand from the hospitality, food, and leisure sectors.

