

# Leeds City Region COVID-19 Dashboard



Working in partnership with the

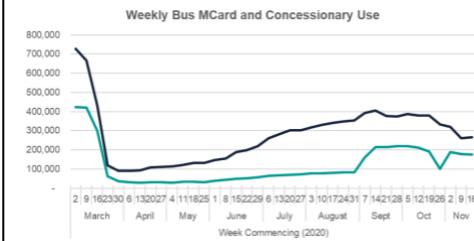


## Transport and environmental impacts

### Local bus patronage

For the week beginning Monday 16<sup>th</sup> November 2020, the combined level of MCard and concessionary fare use shows a **reduction of 62%** against the week beginning 2<sup>nd</sup> March 2020, a **1% increase** against the previous week. Levels remain higher than those seen in the spring lockdown.

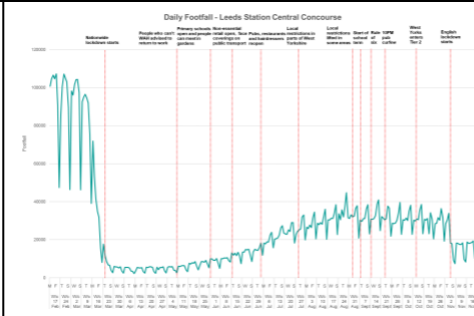
Source: WYCA NERO Reports



### Station footfall

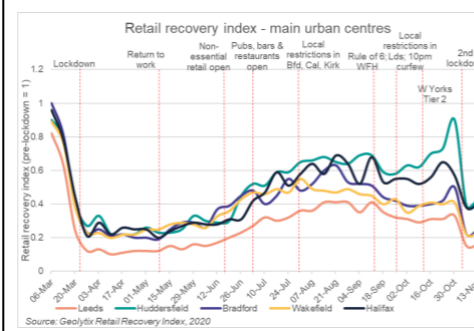
Data from Network Rail shows total daily footfall levels on Leeds Station Central Concourse. For the week beginning Monday 16<sup>th</sup> November 2020, this shows a **reduction of 83%** against the week beginning 2<sup>nd</sup> March 2020, a **4% increase** against the previous week. Levels remain higher than those seen in the spring lockdown.

Source: Network Rail / Station Capacity Team [stationcapacity@networkrail.co.uk](mailto:stationcapacity@networkrail.co.uk)



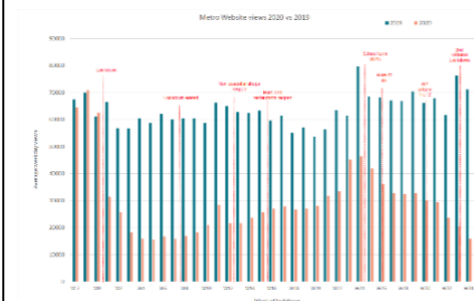
### City / town city centre activity

Activity in West Yorkshire's main urban centres increased slightly in the week commencing 13<sup>th</sup> November, according to Geolytix's retail recovery index. Despite this slight rebound in the second full week of lockdown, Leeds, Bradford and Huddersfield have all seen activity at 50% of the level seen in w/c October 30<sup>th</sup>. Falls compared to pre-first lockdown are greater still, ranging from 84% in Leeds to 60% in Halifax.



### Metro website hits

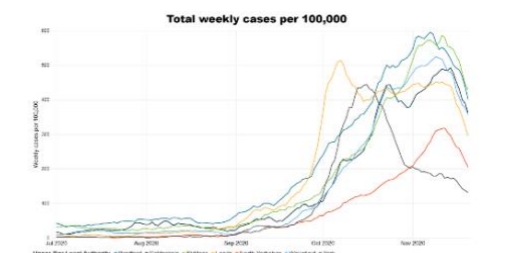
In week 35 the average number of weekday pageviews for the METRO website **fell by 2% from the previous week**. The average number of pageviews was **21% of the same week of 2019**, a lower proportion than at any point during the first national lockdown.



## Social and economic impacts

### Local virus prevalence

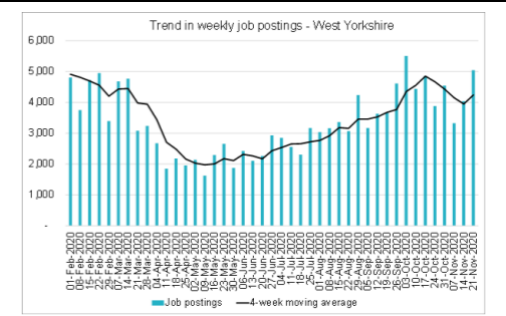
Two weeks into the second national lockdown and the cases rate of COVID-19 has significantly dropped across West Yorkshire. The biggest drop in case rate has been in Wakefield which dropped by 132.4 cases per 100,000. Leeds has now the lowest cases per 100,000 in the region with 351.5 and Kirklees has the highest at 478.2. However, there is a long way to go to get the cases back to the pre-September figure.



### Local labour market

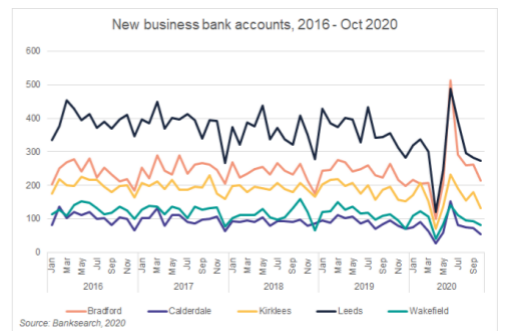
#### West Yorkshire vacancies increase after 3 weeks of decline

The number of vacancies for jobs in West Yorkshire posted online during week ending 21 November was 7% higher than in the previous week (based on a 4-week moving average). Nationally, the number of vacancies increased by 6%. The weekly vacancy count remains below its recent peak in mid-October, following the imposition of Covid restrictions.



### Local business / economic data

In West Yorkshire there were 756 new business bank accounts opened in October. This is a 15% drop compared to September figure and a 26% drop from October 2019. All districts have seen some level of drop in new bank accounts. Sectors that have been hit hardest by COVID-19 restriction have seen the biggest drop in new bank accounts. Recreational sector has dropped by 29%, transport sector dropped by 27% and Real Estate sector dropped by 21% when compared to Sept.



### Local business insight

Growth manager interactions suggests companies are heavily reliant on Govt Support. During the lockdown period in November there has been a noticeable increase in business reporting they are closed either temporarily or potentially permanently. Combined 10% of business who gave feedback stated they were closed either temporarily and unsure when they will open or permanently.

