

Leeds City Region COVID-19 Dashboard



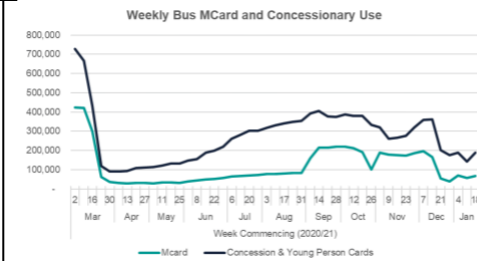
Working in partnership with the



Transport and environmental impacts

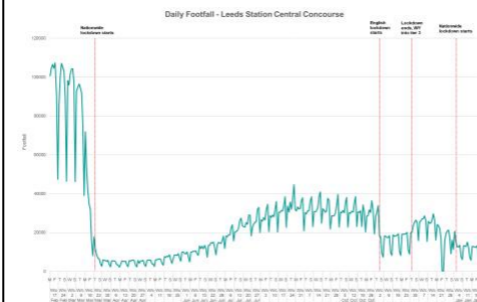
Local bus patronage

For the week beginning Monday 18th January 2021, the combined level of MCard and concessionary fare use shows a **78% reduction** against the week beginning 2nd March 2020, a **28% increase** on the previous week. The weekly increase likely shows a recovery from heavy snow which cancelled and disrupted buses on 14th/15th Jan. *Source: WYCA NERO Reports*



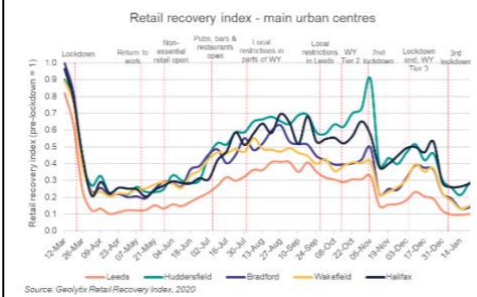
Station footfall

Data from Network Rail shows total daily footfall levels on Leeds Station Central Concourse. For the week beginning Monday 18th January 2021, this shows an **88% reduction** against the week beginning 2nd March 2020, a **2% decrease** on the previous week. *Source: Network Rail / Station Capacity Team stationcapacity@networkrail.co.uk*



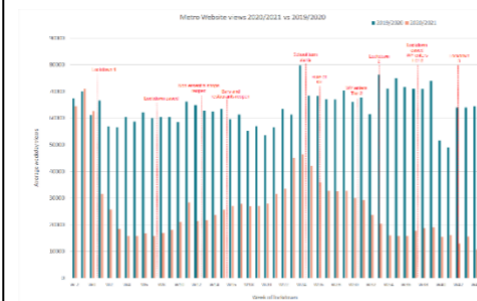
City / town centre activity

Activity in West Yorkshire's main urban centres increased slightly in the week to January 21st, according to Geolytix's Retail Recovery Index. In most centres these increases were small – between 0.5 and 2 percentage points. Huddersfield saw a larger increase, moving from 21% of pre-pandemic baseline to 29%. Halifax is similarly at 28% of baseline activity, though this is lower in Leeds (10%), Bradford (14%) and Wakefield (15%).



Metro website hits

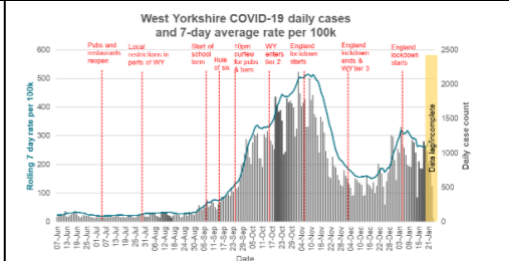
In week 44 the average number of weekday pageviews for the METRO website was **17% of the same week of 2019**, a smaller percentage than at any time since the start of the pandemic. The average number of weekday pageviews **fell by 31% from the previous week**.



Social and economic impacts

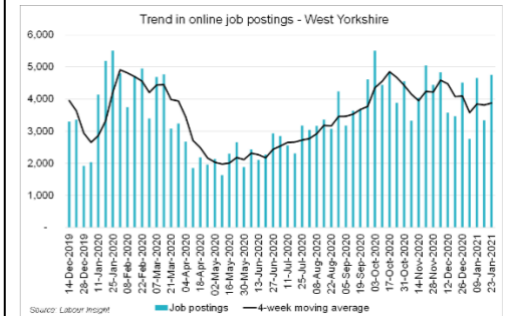
Local virus prevalence

The chart on the right reveals the trend in the number of daily COVID-19 cases in West Yorkshire and the 7-day rolling rate per 100k population. As of the 23rd January 2021, the 7-day moving average West Yorkshire COVID-19 rate was 267.0 cases per 100k, up slightly from 262.5 per 100k the week before.



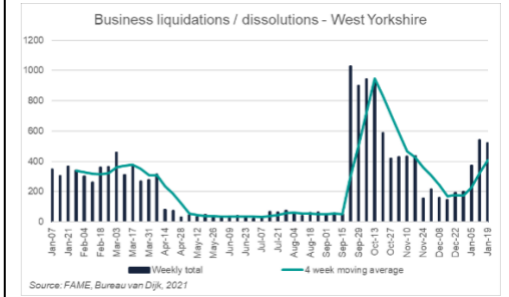
Local labour market

The number of vacancies for jobs in West Yorkshire posted online during week ending 23 January increased slightly, by 2%, compared with the previous week (based on a 4-week moving average). Nationally, the number of vacancies decreased by 1%. The weekly vacancy count for West Yorkshire is around 20% below its recent peak in mid-October but the third lockdown has not so far seen a sharp fall in postings of the kind seen in late-March 2020.



Local business / economic data

519 businesses had been dissolved or liquidated in West Yorkshire in the week to January 19th. Figures may change as more data becomes available. This is similar to the previous week (541), but substantially higher than the 180 per week averaged through December, and the 338 averaged through January 2020 suggesting business failures could be increasing at the start of the new year. Trends are similar across West Yorkshire districts, but failures per 1,000 businesses are slightly below national levels (3.8 in West Yorkshire, 4.5 in England.)



Local business insight

In this week's feedback there has been a greater focus on the EU Exit Transition by businesses. Many businesses has had conversations specifically around importing & exporting with the EU. Also issues around Supply chain has been raised a few times. While so far in January there hasn't been a large number of redundancies being made, workforce issues is the most talked about issue.

