

Leeds City Region COVID-19 Dashboard



Working in partnership with the

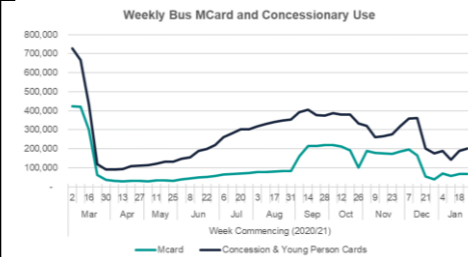


Transport and environmental impacts

Local bus patronage

For the week beginning Monday 25th January 2021, the combined level of MCard and concessionary fare use shows a **77% reduction** against the week beginning 2nd March 2020, a **5% increase** against the previous week.

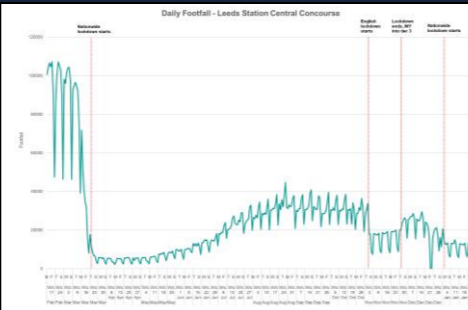
Source: WYCA NERO Reports



Station footfall

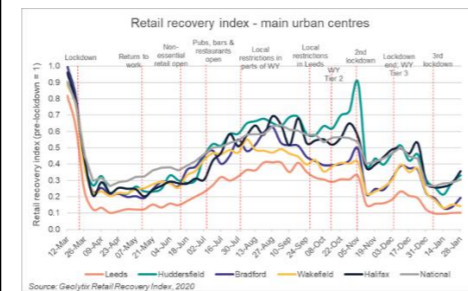
Data from Network Rail shows total daily footfall levels on Leeds Station Central Concourse. For the week beginning Monday 25th January 2021, this shows an **87% reduction** against the week beginning 2nd March 2020, a **4% increase** against the previous week.

Source: Network Rail / Station Capacity Team stationcapacity@networkrail.co.uk



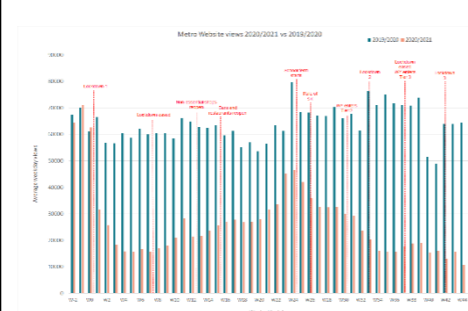
City / town centre activity

Activity increased in three of West Yorkshire's main urban centres in the week to January 28th, according to data from Geolytix. Activity increased by between 4 and 7 percentage points in Bradford, Halifax and Huddersfield but was unchanged in Leeds and Wakefield.



Metro website hits

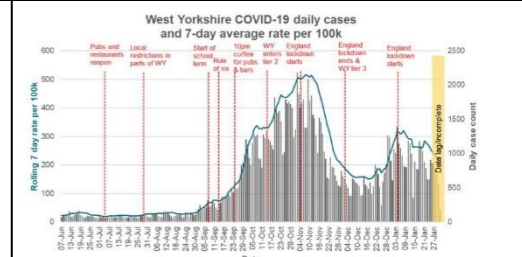
In week 45 the average number of pageviews for the METRO website was **16% of the same week of 2019**, a smaller percentage than at any time since the start of the pandemic. The average number of weekday pageviews **fell by 2% from the previous week**.



Social and economic impacts

Local virus prevalence

The chart reveals the trend in number of daily COVID-19 cases in West Yorkshire and the 7-day rolling rate per 100k population. As of 27th January 2021, the 7-day moving average **West Yorkshire COVID-19 rate was 237.7 cases per 100k, down from 261.8 per 100k the week before**. This is above the Yorkshire and the Humber rate (211.8 per 100k) but well below the England rate (294.2 per 100k)



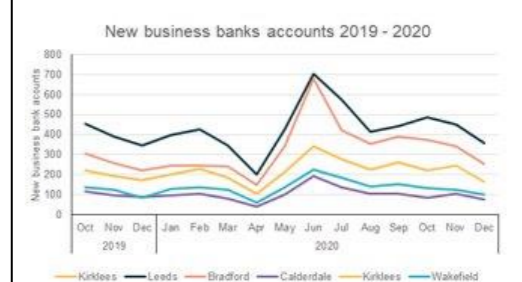
Local labour market

There are some signs that the vacancy count has stabilised during recent weeks despite the third lockdown. The number of vacancies for jobs in West Yorkshire posted online during week ending 30 January grew by 13% compared with the previous week (based on a 4-week moving average). Nationally, the number of vacancies also grew by 13%. The weekly vacancy count for West Yorkshire is 2% below its pre-crisis level (week ending March 14).



Local business / economic data

In December, the number of new business bank accounts opened in Leeds City region was 1,182, a decline from the November figure of 1,589. This decline is normal for this time of year. However, the December 2020 figure has increased by 3.1% compared to December 2019. Bradford has grown the most having 254 in December 2020 compared to 222 in December 2019. Leeds has the highest amount of new bank accounts with 356.



Local business insight

Out of over 200 business responses the most reported issue was Workforce & People. There were two main themes in the feedback of businesses that have reported this issue. First is companies looking to hire but are having difficulty accessing the labour market. The other issue is mentioned was some companies having difficulties facilitating homeworking or social distancing in the work place. Issues around Importing & Export, with delays at the border due to EU exit transition having an impact on operating costs for many businesses.

