

Leeds City Region COVID-19 Dashboard



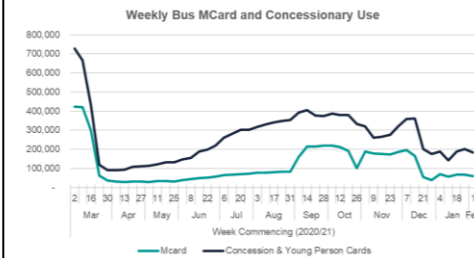
Working in partnership with the



Transport and environmental impacts

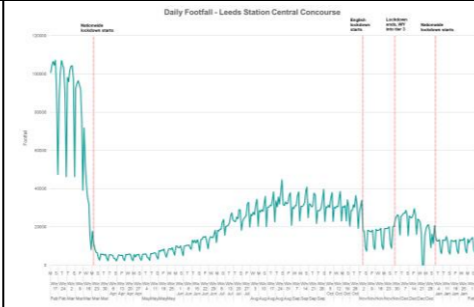
Local bus patronage

For the week beginning Monday 1st February 2021, the combined level of MCard and concessionary fare use shows a **79% reduction** against the week beginning 2nd March 2020, an **11% decrease** against the previous week. There has been snow disruption in the past week which may impact bus demand and service provision.
Source: WYCA NERO Reports



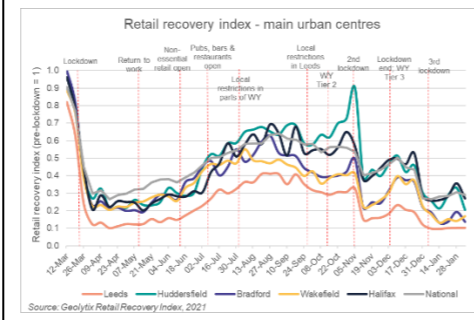
Station footfall

Data from Network Rail shows total daily footfall levels on Leeds Station Central Concourse. For the week beginning Monday 1st February 2021, this shows an **87% reduction** against the week beginning 2nd March 2020, a **4% increase** against the previous week. There has been snow disruption in the past week which may impact footfall.
Source: Network Rail / Station Capacity Team
stationcapacity@networkrail.co.uk



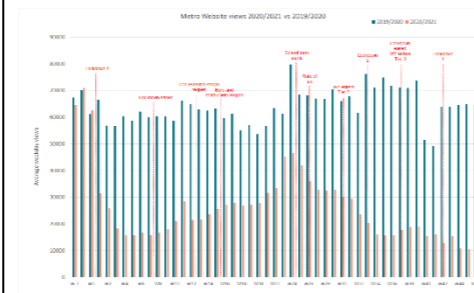
City / town centre activity

Activity fell in the urban centres of Bradford, Halifax and Huddersfield in the week to February 4th, according to Geolytix's retail recovery index. Activity fell back towards mid-January levels in these areas following slight increases in recent weeks, with snow a potential factor. Activity was unchanged in Leeds and up slightly in Wakefield. Across all centres, levels of activity range from 10% of pre-pandemic baseline in Leeds to 27% in Halifax – all below the national benchmark of 29%.



Metro website hits

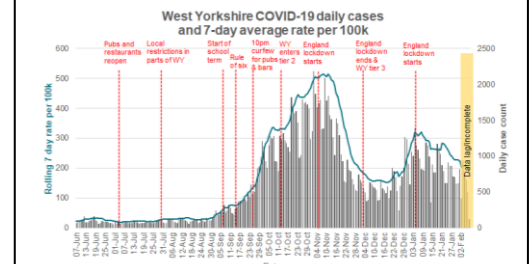
In week 46 the average number of pageviews for the METRO website was **22% of the same week of 2019**. The average number of weekday pageviews **rose by 35% from the previous week**, but is still at a lower level than in the first lockdown.



Social and economic impacts

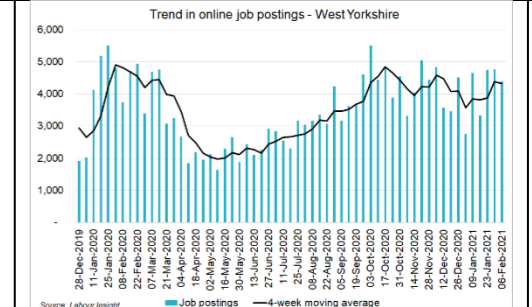
Local virus prevalence

The chart to the right reveals the trend in the number of daily COVID-19 cases in West Yorkshire and the 7-day rolling rate per 100k population. As of the 3rd Feb 2021, the 7-day moving average West Yorkshire COVID-19 rate was 207.1 cases per 100k (4,830 new cases), down from 238.2 per 100k the week before (5,557 new cases). Currently rates are similar to the position in late Sept and late November. West Yorkshire rates are above the Yorkshire and the Humber rate (182.3 per 100k), but below the England rate (222.7 per 100k)



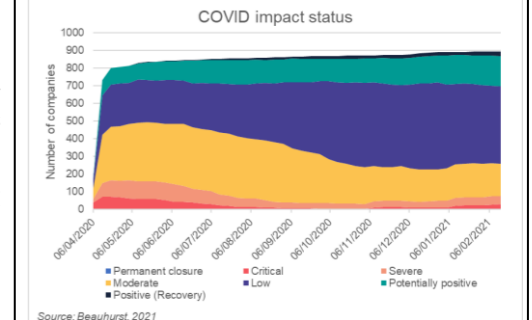
Local labour market

The number of vacancies advertised online in West Yorkshire continues to remain stable, falling by 1% in the week ending 6 February. Nationally, the count of postings remained static in this latest week. The local weekly count of vacancies is now 3% below its pre-crisis level (w/e 14 March) but well above its low-point during the first lockdown.



Local business / economic data

Beauhurst's latest assessment of the impact of COVID-19 on 900 high growth companies they track in West Yorkshire suggests a slight increase in businesses seeing severe or critical impacts from COVID in early February. 8.3% of businesses fall into these categories, up from 5.4% on 4th January. The number of businesses facing a critical impact has increased from 10 to 30 over that time, with those facing severe up from 38 to 45. 197 businesses have seen a potentially positive impact – 22% of the tracked total.



Local business insight

In this week's feedback there has been an uptick in companies seek guidance and support with exporting/importing process. Mainly coming from new companies or companies seeking to expand in the EU. Workforce & staffing issues have been the most reported with importing and exporting being just behind it. The frequency of these issues has declined slightly in previous weeks. While other issues have remained steady.

