

Leeds City Region COVID-19 Dashboard

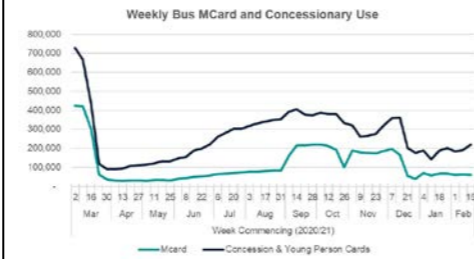


Transport and environmental impacts

Local bus patronage

For the week beginning Monday 15th February 2021, the combined level of MCard and concessionary fare use shows a **76% reduction** against the week beginning 2nd March 2020, a **10% increase** against the previous week.


Source: WYCA NERO Reports



Station footfall

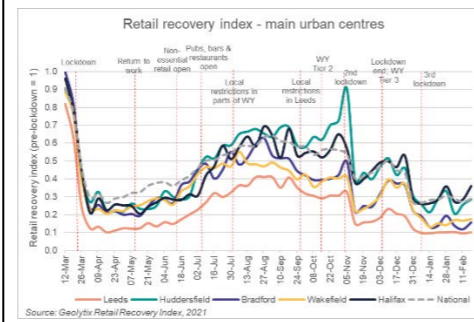
Data from Network Rail shows total daily footfall levels on Leeds Station Central Concourse. For the week beginning Monday 15th February 2021, this shows an **86% reduction** against the week beginning 2nd March 2020, a **6% increase** against the previous week.

Source: Network Rail / Station Capacity Team
stationcapacity@networkrail.co.uk



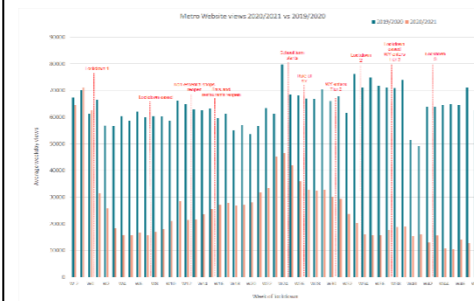
City / town centre activity

Activity increased in all five of West Yorkshire's main urban centres in the week to February, according to Geolytix's Retail Recovery Index. Increases were most pronounced in Halifax, Bradford and Huddersfield with only very slight increases in Leeds and Wakefield. Activity also increased a little nationally, and in smaller centres in West Yorkshire to varying degrees. No centre saw activity at more than 40% of its pre-pandemic baseline however.



Metro website hits

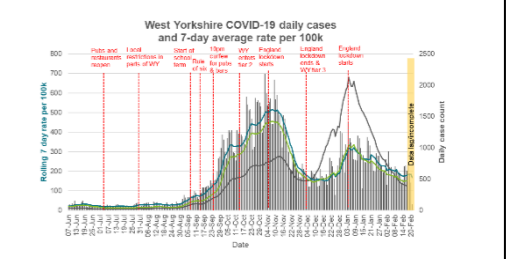
In week 48 the average number of pageviews for the METRO website was **19% of the same week of 2019**. The average number of weekday pageviews **fell by 8% from the previous week**, and was 25% lower than week 4 of lockdown 1.



Social and economic impacts

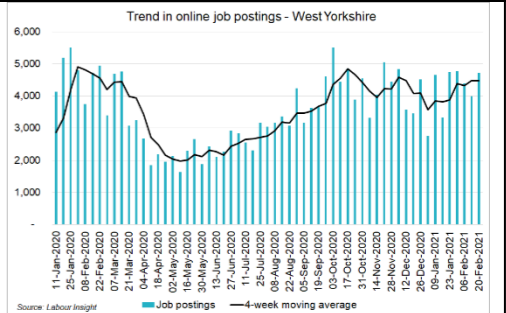
Local virus prevalence

The chart reveals the trend in the number of daily COVID-19 cases in West Yorkshire and the 7-day rolling rate per 100k population. As of the 17th Feb 2021, the 7-day moving average West Yorkshire COVID-19 rate was 179.4 cases per 100k (4,185 new cases), down from 194.4 per 100k the week before (4,535 new cases). West Yorkshire rate is above the Yorkshire and the Humber rate and England rates (151.3 and 125.1 per 100k respectively).



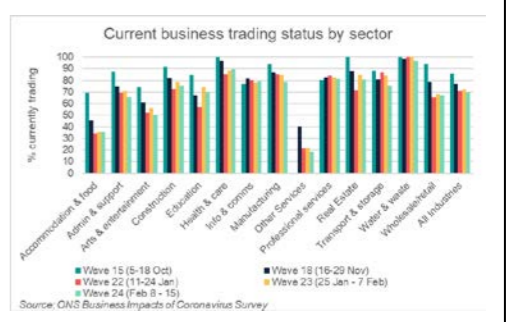
Local labour market

The number of vacancies for jobs in West Yorkshire posted online during week ending 20 February was almost the same as the previous week (based on a 4-week moving average), although the underlying trend appears positive. Nationally, the number of vacancies grew by 0.8%. The weekly vacancy count for West Yorkshire is now similar to its pre-crisis level (week ending March 14), while the national count is still 13% below this level.



Local business / economic data

Nationally there has been a slight decrease in businesses currently trading dropping from 72% to 69% in the week ending February 15th. There has been slight increase in activity in the IT growing from 77% to 79%, and health care sector growing from 88% to 90%. Temporary closures remain much higher in consumer services, with only 18% of other services businesses and 35% in the accommodation & food sector currently trading.



Local business insight

In this week's feedback there has been a focus from businesses around getting an up-date or extra information on grants that can be provided by the growth hub. Since the start of the year business have reported issues around workforce & people the most. With businesses in the creative sector being most effected. This is not true for companies in Electronics & machinery and material, where regulations & standards and Importing & Exporting are the most prevalent issues, respectively.

