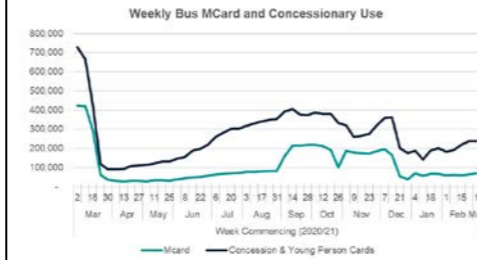


## Transport and environmental impacts

### Local bus patronage

For the week beginning Monday 1<sup>st</sup> March 2021, the combined level of MCard and concessionary fare use shows a 73% reduction against the week beginning 2<sup>nd</sup> March 2020, a 1% increase against the previous week.


Source: WYCA NERO Reports



### Station footfall

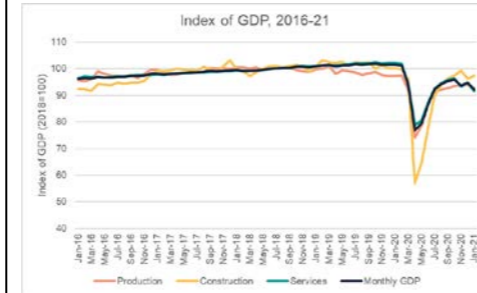
Data from Network Rail shows total daily footfall levels on Leeds Station Central Concourse. For the week beginning Monday 1<sup>st</sup> March 2021, this shows an 84% reduction against the week beginning 2<sup>nd</sup> March 2020, a 7% increase against the previous week.

Source: Network Rail / Station Capacity Team  
[stationcapacity@networkrail.co.uk](mailto:stationcapacity@networkrail.co.uk)



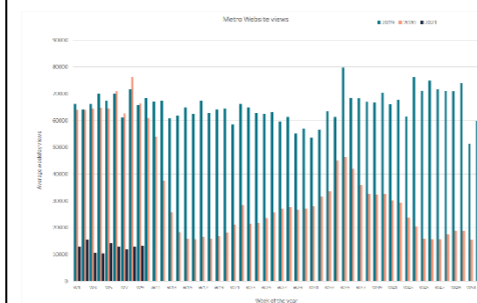
### UK economic output

UK GDP fell by 2.9% as the country re-entered lockdown in January, according to the Office for National Statistics. The construction sector saw output increase, but other areas of the economy saw falling output. The economy is now 9% smaller than before the crisis, and 4% lower than in October.



### Metro website hits

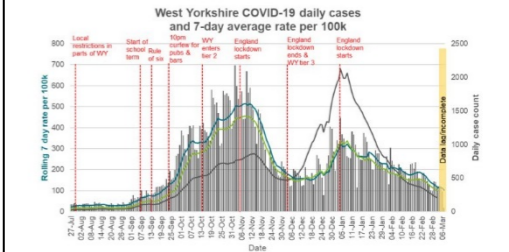
In the last week the average number of pageviews for the METRO website was 20% of the number in the same week of both 2019 and 2020. The average number of weekdays pageviews rose by 4% from the previous week but is still lower than at any point in 2020.



## Social and economic impacts

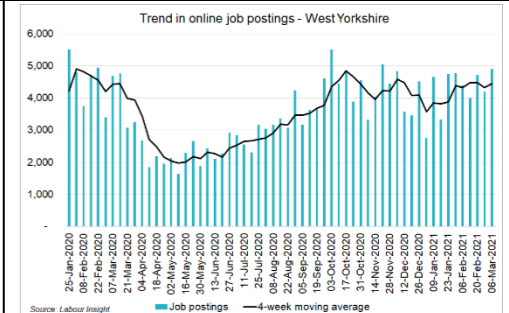
### Local virus prevalence

The chart to the right reveals the trend in number of daily COVID-19 cases in West Yorkshire and the 7-day rolling rate per 100k population. As of the 3<sup>rd</sup> March 2021, the 7-day moving average West Yorkshire COVID-19 rate was 117.6 cases per 100k (2,743 new cases), down from 169 per 100k the week before (3,941 new cases). The West Yorkshire rate is still above the Yorkshire and the Humber and England rates (103 and 66 per 100k respectively).



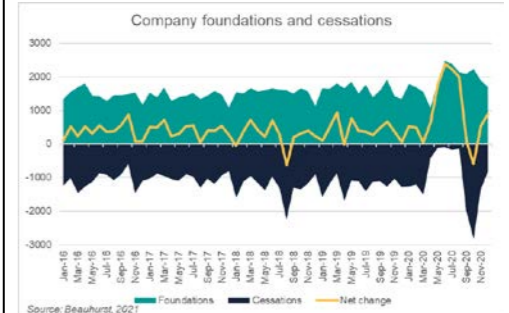
### Local labour market

The latest weekly count of vacancies (online job postings) in West Yorkshire grew by 3% compared with the previous week (based on a four-week moving average). The weekly count is currently on a par with the level seen immediately before the crisis (week-ending 14 March). At national level, the count of postings also increased by 3% in the latest week but remains 13% below its pre-crisis level.



### Local business / economic data

Analysis of company formations and cessations by Beauhurst, based on Companies House data, shows 22,900 new companies were registered in West Yorkshire in 2020, up 17% on 2019. Meanwhile company cessations fell by 19%, to 11,900 leading to a net rise in registered companies of 11,000 in 2020. However, it should be noted that company dissolutions have been paused by Companies House for much of the pandemic, potentially subduing cessation figures. Companies House restarted processing cessations this week.



### Local business insight

Largest category of businesses spoken to are those in the electronics & machinery sector. These companies have been largely affected by the changes in importing & exporting from EU after the EU Exit transition. The second largest is Food & Drink companies who have had ongoing issues of lack of demand due to COVID restrictions. However, some food & drink companies have been able to make the switch to online/take away model

