

Leeds City Region COVID-19 Dashboard



Working in partnership with the

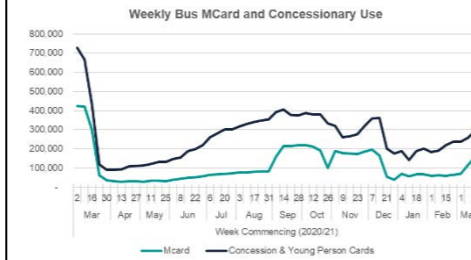


Transport and environmental impacts

Local bus patronage

For the week beginning Monday 15th March 2021, the combined level of MCard and concessionary fare use shows a **60% reduction** against the week beginning 2nd March 2020, a **21% increase** against the previous week.


Source: WYCA NERO Reports



Station footfall

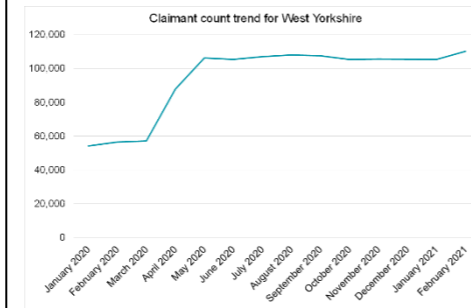
Data from Network Rail shows total daily footfall levels on Leeds Station Central Concourse. For the week beginning Monday 15th March 2021, this shows an **81% reduction** against the week beginning 2nd March 2020, a **9% increase** against the previous week.

Source: Network Rail / Station Capacity Team
stationcapacity@networkrail.co.uk



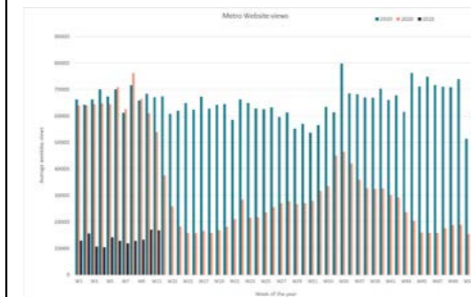
UK economic output

Claimant count figures for February 2021 have been published today and there has been a fairly modest monthly increase both locally and nationally, following eight months during which the count has remained flat following the big increases in April and May. Between January and February 2021, the claimant count for West Yorkshire increased by 4,800 or 5%, compared with a national increase also of 5% (+120,000). The current West Yorkshire claimant count of 110,155 is 93% higher (+53,070) than in March 2020.



Metro website hits

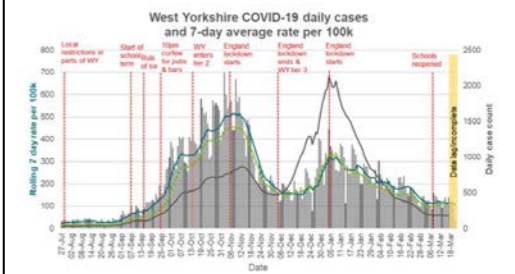
In the last week the average number of pageviews for the METRO website was **25% of the number in the same week of 2019**. The average number of weekday pageviews **fell by 2% from the previous week**, but is now higher than the lowest point of 2020.



Social and economic impacts

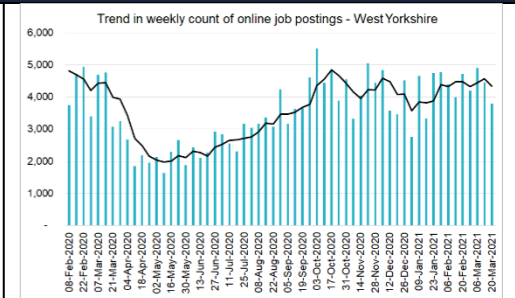
Local virus prevalence

The chart to the right reveals the trend in the number of daily COVID-19 cases in West Yorkshire and 7-day rolling average rate per 100k population. As of the 17th March 2021, the 7-day moving average West Yorkshire COVID-19 rate was 112.1 cases per 100k, a slight increase (-15%) in the last week (from 118.2 per 100k). In the same period, the rate in Yorkshire and the Humber increased by slightly by 6% to 109 per 100k, but rates overall in England saw a fall (-3%) to 56.8 per 100k



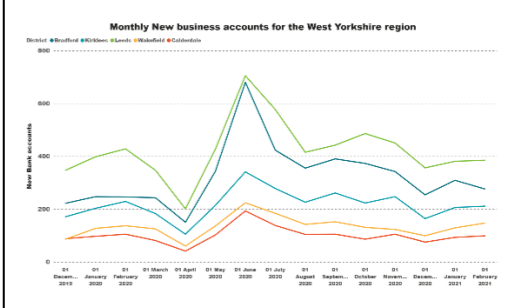
Local labour market

The trend in the weekly count of vacancies (online job postings) continues to follow a fairly stable trend during the ongoing period of Covid-19 restrictions. The weekly count of postings fell by around 5% in West Yorkshire during the week ending 20 March but this is in line with typical fluctuations, while postings fell by 6% nationally.



Local business / economic data

Across the Leeds City region inc. York, Selby & Craven the number of new business accounts opened was 1377 in February a slight drop from January and a 7% drop from last year. Leeds had the most new bank accounts opened in February at 385 a slight growth from January. Wakefield has seen the highest growth at 13% from January growing to 147 new accounts. However most districts has seen a slight drop in new bank accounts.



Local business insight

In this week's feedback companies have been focusing mostly on issues around the EU transition. The most common issues have been around the paperwork, seemingly inconsistent feedback and having out of date guidance which has led to issues at customs. Over the first three weeks of March workforce & people issues were the most reported by businesses, with issues around importing & exporting being second highest followed by Digital & Data issues.

