

Leeds City Region COVID-19 Dashboard



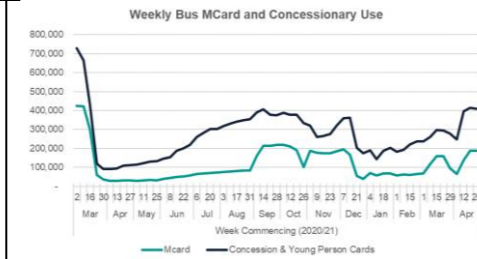
Working in partnership with the



Transport and environmental impacts

Local bus patronage

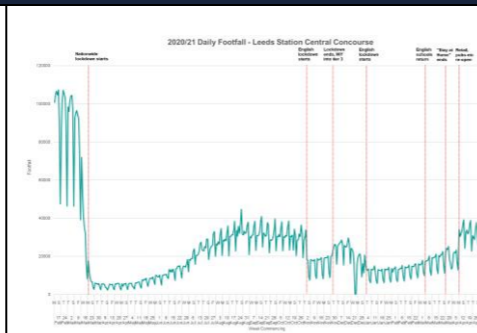
For the week beginning Monday 26th April 2021, the combined level of MCard and concessionary fare use shows a 48% reduction against the week beginning 2nd March 2020, a 1% decrease against the previous week.
Source: WYCA NERO Reports



Station footfall

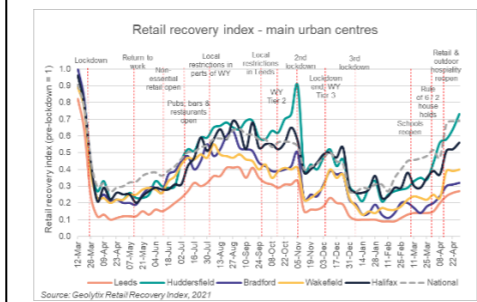
Data from Network Rail shows total daily footfall levels on Leeds Station Central Concourse. For the week beginning Monday 26th April 2021, this shows a 66% reduction against the week beginning 2nd March 2020, a 5% decrease against the previous week.
Source: Network Rail / Station Capacity Team

stationcapacity@networkrail.co.uk



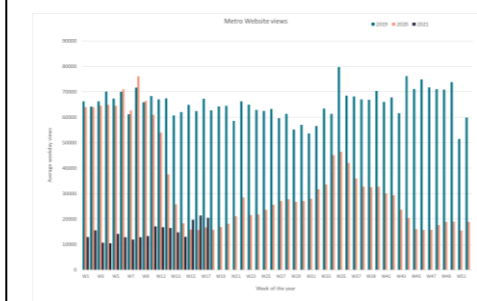
City / town centre activity

Activity in West Yorkshire main town and city centres continues to increase, though the pace of increase has slowed after sharper increases when retail and hospitality began to reopen. Huddersfield is currently closest to its pre-pandemic baseline at 73% of that level, similar to the national picture. Leeds is at 27% of its baseline, up from 15% at the start of April.



Metro website hits

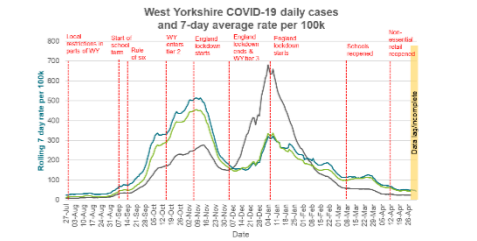
In the last week the average number of pageviews for the METRO website was 30% of the number in the same week of 2019. The average number of weekday pageviews fell by 5% from the previous week, and is 32% higher than the lowest point in 2020.



Social and economic impacts

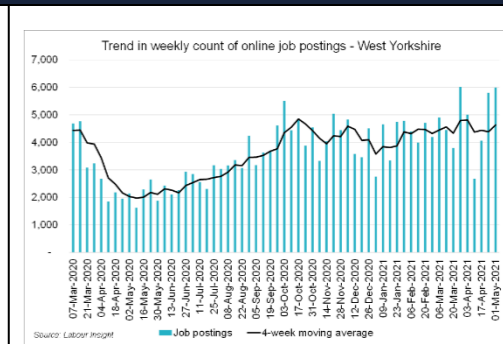
Local virus prevalence

As of the 29th April 2021, the 7-day moving average West Yorkshire COVID-19 rate was 50.4 cases per 100k, a slight decline (3%) compared to the previous week (52 per 100k). In the same period, the rate in Yorkshire and the Humber fell very slightly from 47.2 to 44.3 per 100k, as did rates overall in England (from 25.3 to 23.0 per 100k).



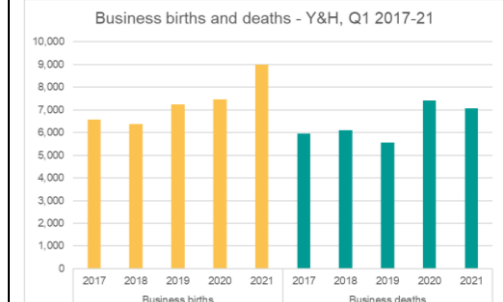
Local labour market

The number of vacancies for jobs in West Yorkshire posted online during week ending 1 May grew by 6% compared with the previous week (nationally +7%), based on a 4-week moving average. Looking at the unadjusted raw data this was one of the strongest weeks for postings since the crisis began but in view of earlier volatility it is too early to say whether this is the start of a sustained strengthening of recruitment activity. The weekly vacancy count for West Yorkshire is currently 4% above its pre-crisis level (i.e. week ending March 14 2020).



Local business / economic data

There were 9,000 new business births and 7,000 business deaths in Yorkshire & Humber in Q1 2021, according to ONS Quarterly Business Demography analysis. The number of births is higher than the 6,700 averaged between 2017-19. Business deaths are lower than the 7,400 seen in Q1 2020, but higher than the 5,900 averaged from 2017-19.



Local business insight

In this week's feedback some companies that have seen strong growth over the last year have struggled to maintain this growth and sustain their company in recent months. Companies have started to adapt to the new importing/exporting rules regarding to EU Exit however the costs have increased which many have passed on to customers. The most reported issues this week have been around EU-UK funding, public procurement, and intellectual property.

