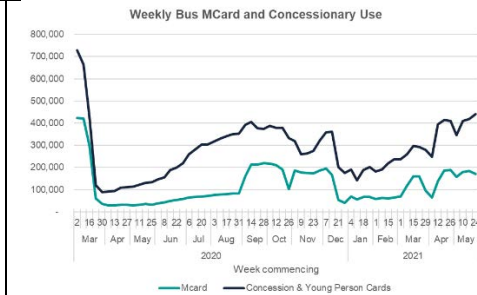


Transport and environmental impacts

Local bus patronage

For the week beginning Monday 24th May 2021, the combined level of MCard and concessionary fare use shows a **47% reduction** against the week beginning 2nd March 2020, a **2% increase** against the previous week.

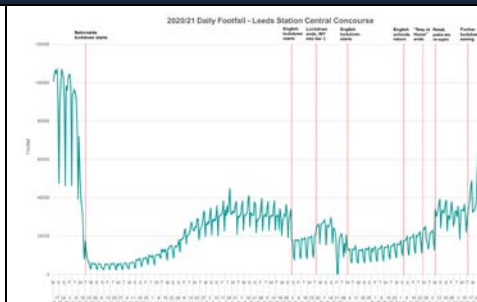
Source: WYCA NERO Reports



Station footfall

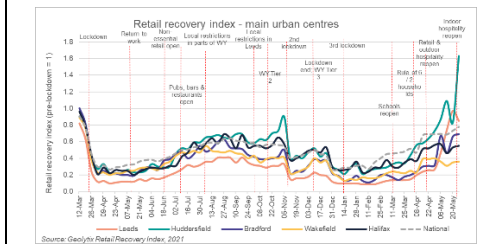
Data from Network Rail shows total daily footfall levels on Leeds Station Central Concourse. For the week beginning Monday 24th May 2021, this shows an **55% reduction** against the week beginning 2nd March 2020, a **12% increase** against the previous week.

Source: Network Rail / Station Capacity Team
stationcapacity@networkrail.co.uk



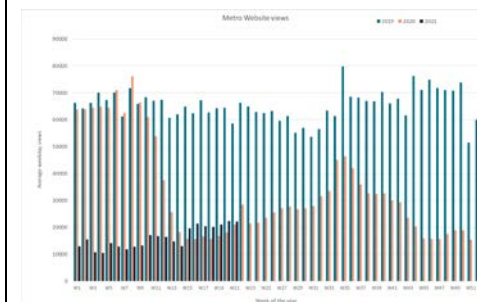
City / town centre activity

After strong growth in activity there has been slight plateauing of footfall in the week to the 27th May, except in Huddersfield. In the last week Huddersfield has seen a strong growth of traffic growing to 163% of its baseline pre lockdown footfall. Other areas in the west Yorkshire region has seen only slight increases, with only Leeds dropping in footfall traffic, with 85% of the pre lockdown baseline.



Metro website hits

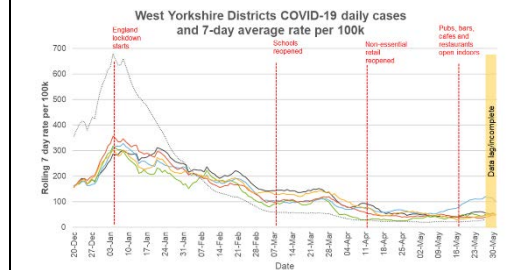
In the last week the average number of pageviews for the METRO website was **38% of the number in the same week of 2019**. The average number of weekday pageviews **fell by 1% from the previous week**, but is 44% higher than the lowest point in 2020.



Social and economic impacts

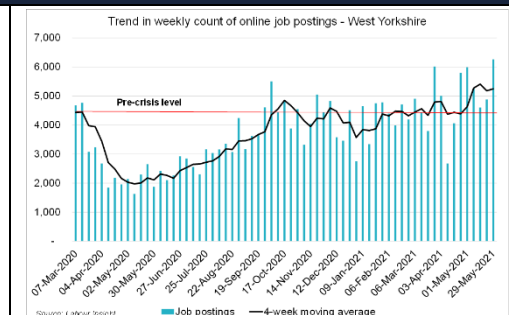
Local virus prevalence

As of the 27th May 2021, the 7-day moving average West Yorkshire COVID-19 rate was 59.9 cases per 100k, a 13% increase compared to the previous week (52.9 per 100k). In the same period, the rate in Yorkshire and the Humber increased by 9% to 38.2 per 100k, and rates overall in England increased by 28% to 28.9 per 100k.



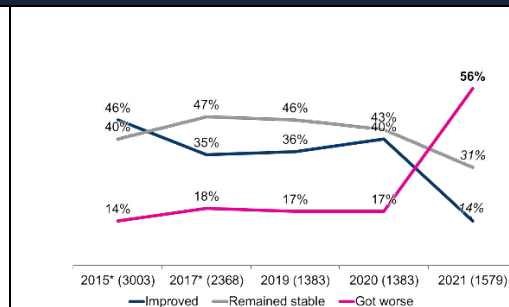
Local labour market

The number of vacancies for jobs in West Yorkshire posted online during week ending 29 May increased by 1% compared with the previous week, based on a 4-week moving average (national average increase also 1%). The weekly count of postings in the region has been consistently above pre-crisis levels since Easter and the latest unadjusted weekly count is the highest since the pandemic began.



Local business / economic data

As you would expect, businesses this year reported much more challenging trading conditions than in previous years – 56% said overall performance had got worse last year compared to 17% the year before; 14% said it had got better, down from 40% in 2020. Hospitality sector worst affected. Manufacturers and wholesale/retail companies more likely to report positive impacts, but still far outweighed by negatives.



Local business insight

In this week's feedback companies have looked to pivot the service/product they are offering with some looking for financial support to do so, some companies have had to burn through their reserves of cash to stay afloat. Most companies have reported that they have seen a strong uptick in business in recent months. The most reported issue over the course of April have been Workforce & People which was reported 46 times, followed by importing & experience with 36.

