

Leeds City Region COVID-19 Dashboard



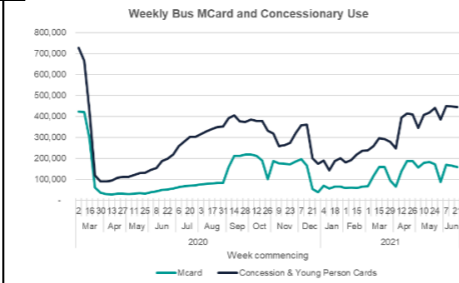
Working in partnership with the



Transport and environmental impacts

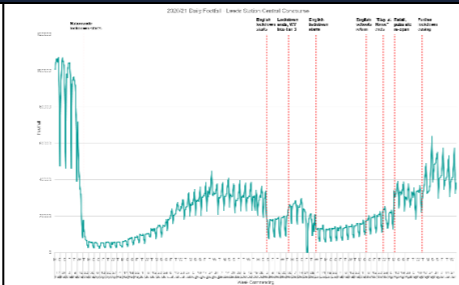
Local bus patronage

For the week beginning Monday 21st June 2021, the combined level of MCard and concessionary fare use shows a 48% reduction against the week beginning 2nd March 2020, a 2% decrease against the previous week.
Source: WYCA NERO Reports



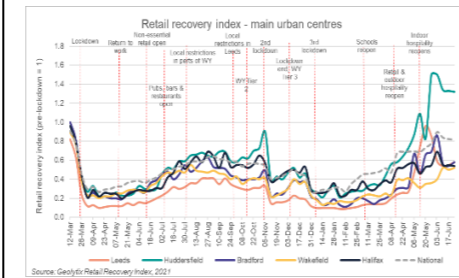
Station footfall

Data from Network Rail shows total daily footfall levels on Leeds Station Central Concourse. For the week beginning Monday 21st June 2021, this shows a 54% reduction against the week beginning 2nd March 2020, a 2% increase against the previous week.
Source: Network Rail / Station Capacity Team
stationcapacity@networkrail.co.uk



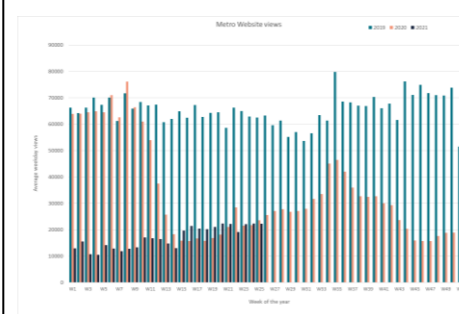
City / town centre activity

There was little change in levels of activity in West Yorkshire's main urban centres in the week to June 24th, according to data from Geolytix's retail recovery index. The picture is similarly stable nationally. Most places in West Yorkshire have seen a slight dip since early June, but activity remains at a comparable level to summer 2020.



Metro website hits

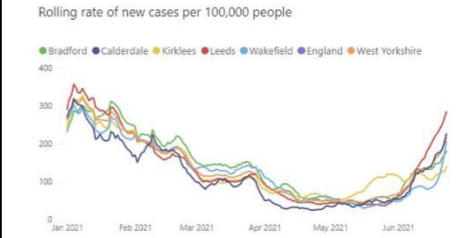
In the last week the average number of pageviews for the METRO website was 36% of the number in the same week of 2019. The average number of weekday pageviews was roughly the same as the previous week, and is 44% higher than the lowest point in 2020.



Social and economic impacts

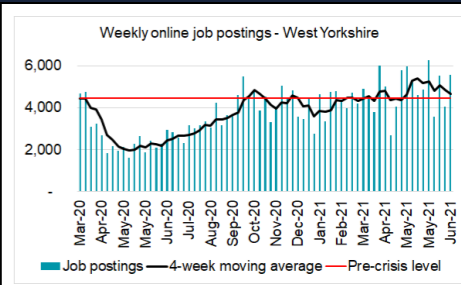
Local virus prevalence

As of the 26th June 2021, the 7-day moving average West Yorkshire COVID-19 rate was 256 cases per 100k, a 54% increase compared to the previous week (165 per 100k). Wakefield has seen the fastest growth in new cases growing by 169% to 277.9 cases per 100k, and rates overall in England increased by 58% to 160.2 per 100k.



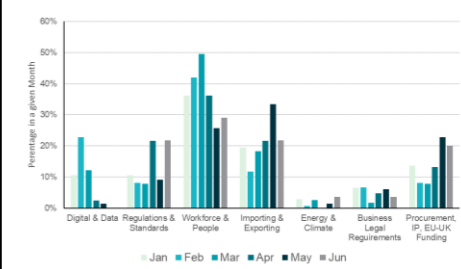
Local labour market

The number of vacancies for jobs in West Yorkshire posted online during week ending 26 June fell by 4% compared with the previous week, based on a 4-week moving average (national average decline: 2%). The moving average has now been above its pre-crisis level (week ending March 14 2020) for nine consecutive weeks, suggesting a sustained recovery in hiring activity.



Local business insight

In this week's feedback companies have been reporting that they are requiring extra funding to help diversify their company to grow. Or to diversify their current premises to make it more suited to new working habits i.e., people working from home. At the end of June, no businesses in June have reported any issues around Digital & Data. While 1 in 5 issues reported have been issues around procurement, IP and UK-EU funding.



Local business data

In May 2021 there was 1119 new business bank accounts opened across the Leeds City Region. Down slightly from last month by 77 and down from May 2020 by 424 new business bank accounts. Leeds had the most amount of new bank accounts opened in May with 309. All districts within West Yorkshire have seen a drop in new bank accounts except Kirkstiles which has grown only by 1%.

