

Leeds City Region COVID-19 Dashboard



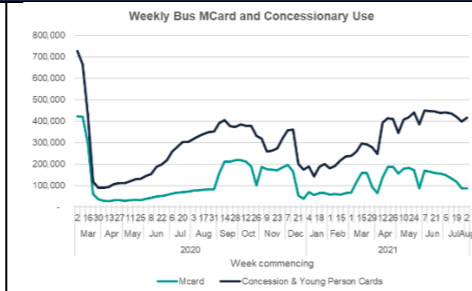
Working in partnership with the



Transport and environmental impacts

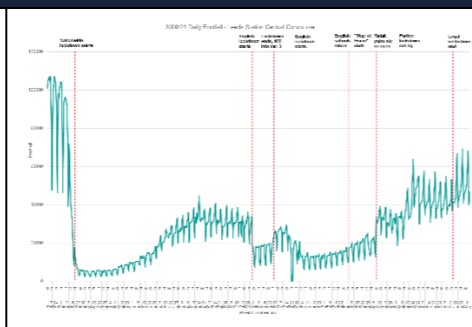
Local bus patronage

For the week beginning Monday 2nd August 2021, the combined level of MCard and concessionary fare use shows a 56% reduction against the week beginning 2nd March 2020, a 3% increase against the previous week.
Source: WYCA NERO Reports



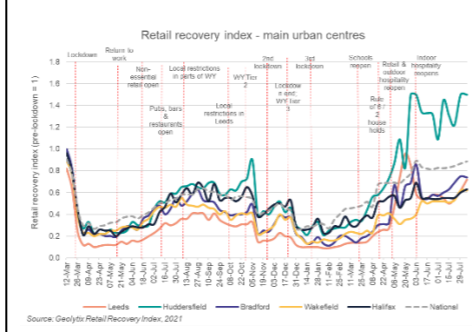
Station footfall

Data from Network Rail shows total daily footfall levels on Leeds Station Central Concourse. For the week beginning Monday 2nd August 2021, this shows a 45% reduction against the week beginning 2nd March 2020, a 2% increase against the previous week.
Source: Network Rail / Station Capacity Team
stationcapacity@networkrail.co.uk



City / town centre activity

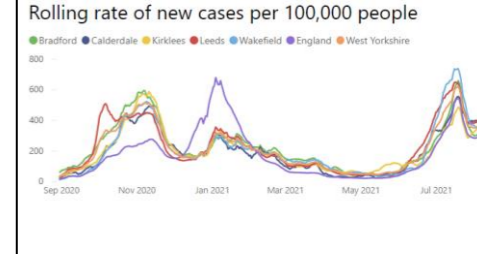
Activity in four of West Yorkshire's five main urban centres, aside from Bradford have dropped slightly from previous weeks. Leeds has seen a slight increase growing to 72% of pre-pandemic baseline. The main urban centres have footfall well under the pre-pandemic baseline. The exception was Huddersfield, which has consistently exceeded its pre-pandemic baseline of 50% above, a slight drop from previous week.



Social and economic impacts

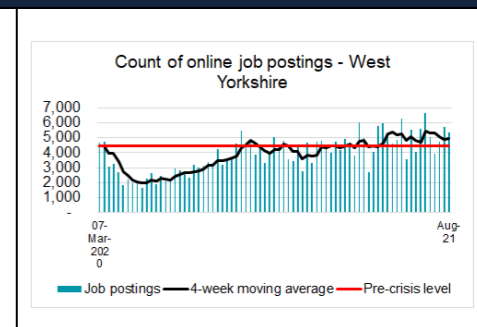
Local virus prevalence

As of the 7th August 2021 (latest data), the 7-day rolling COVID-19 case rate in West Yorkshire was 367.1 per 100k, a 5% increase from the previous week. COVID-19 case rates in West Yorkshire are 23% higher than the England average and remain above levels seen locally during the January 2021 peak.



Local labour market

The number of vacancies for jobs in West Yorkshire posted online during week ending 7 August grew by 2% compared with the previous week, based on a 4-week moving average (national average growth: also 2%). The moving average has consistently remained at around 5,000 postings per week since early May and has now been above its pre-crisis level (week ending March 14 2020) for 15 consecutive weeks.



Local business / economic data

There were 354 business liquidations in West Yorkshire up to the week ending 3rd August, based on a four-week moving average, according to data from Bureau van Dijk's Fame database. This represents a downward trend from previous weeks high of 409. At local authority level, the liquidations levels across all five districts have dropped with the largest drop being in Kirkstiles dropping by 20% to 66 liquidations based on a four week moving average.

